

**STUDY TO DETERMINE THE OPTIMUM PARAMETER OF THE
ELECTRO DISCHARGE MACHINE DIE SINKED 4 LITRES BOTTLE NECK**

BANGIT ANAK GRUNSIN

**A report submitted in partial fulfillment of
The requirements for the award of the degree of
Bachelor of Mechanical Engineering
With Manufacturing Engineering**

**Faculty of Mechanical Engineering
UNIVERSITI MALAYSIA PAHANG**


NOVEMBER 2008

PERPUSTAKAAN UNIVERSITI MALAYSIA PAHANG	
No. Perolehan	No. Panggilan
038101	TJ
Tarikh	1191
07 JUL 2009	B36
	2008
	rs
	Bc.

SUPERVISOR'S DECLARATION

We hereby declare that we have checked this project and in our opinion this project is satisfactory in terms of scope and quality for the award of the degree of Bachelor of Mechanical Engineering with Manufacturing Engineering.


MOHAMED REZA ZALANI BIN MOHAMED SUFFIAN
LECTURER
FACULTY OF MECHANICAL ENGINEERING
UNIVERSITI MALAYSIA PAHANG
LOCKED BAG 12
25000 KJANTAN, PAHANG
TEL: 09-549 2233/013-542 4288
FAX: 09-549 2244

Signature : 

Name of Supervisor: MR. MOHAMED REZA ZALANI BIN MOHAMED SUFFIAN

Position : Lecturer of Faculty Mechanical Engineering


Date : 3 November 2008



Signature :
Name of Panel : DR. YUSNITA RAHAYU
Position : Lecturer of Faculty Mechanical Engineering
Date : 3 November 2008

STUDENT'S DECLARATION

I hereby declare that the work in this thesis is my own except for quotations and summaries which have been duly acknowledged. The thesis has not been accepted for any degree and is not concurrently submitted for award of other degree.

Signature : 

Name : BANGIT ANAK GRUNSIN

ID Number : ME05035

Date : 3 November 2008

*Dedicated to all my beloved friends and family especially to
my father, mother, and brother*

Whom I love very much
and always encourage me

ACKNOWLEDGEMENTS

I wish to express my thanks to my supervisor Mr. Zakri Bin Ghazalli and to my co-supervisor Mr. Mohamed Reza Zalani Bin Mohamed Suffian, Lecturer of Faculty Mechanical Engineering for their continues support, helpful advice and valuable guidance throughout my thesis. This thesis could not have been done without Mr. Zakri and Mr. Mohd. Reza, who not only served as my supervisors but also encouraged and guide me through the writing up thesis process by giving their best effort. I also wish to express my sincere appreciate to the lecturers, technical staffs of Faculty Mechanical Engineering, University Malaysia Pahang for their teaching and help during the period of the project.

My gratitude and appreciation also goes to all my fellow friends for their kindness and willingness in helping me to accomplish my thesis and fabricating the bottle neck finish electrode.

Most importantly, special gratitude to my family especially my parents, Mr. Grunsin anak Kunding and Mrs. Senia anak Resang, have guided me throughout my life. They have always sacrifices their time and continuous support me to achieve my dreams and goals. I would like to thank them for all support and encouragement they done for me. Besides that I also want to express my appreciation to my younger brother Alexius anak Grunsin for giving his idea, support, and help throughout this project.

TABLE OF CONTENTS

TITLE	i
SUPERVISOR'S DECLARATION	ii
STUDENT'S DECLARATION	iii
DEDICATION	iv
ACKNOWLEDGEMENTS	v
ABSTRACT	vi
ABSTRAK	vii
TABLE OF CONTENTS	viii
LIST OF APPENDICES	xi
LIST OF TABLES	xii
LIST OF FIGURES	xiii
LIST OF SYMBOLS/ ABBREVIATIONS	xiv

CHAPTER	TITLE	PAGE
1	INTRODUCTION	
	1.1 Project Background	1
	1.2 Problems Statements	2
	1.3 Project objective	2
	1.4 Project Scope	2
	1.5 Expected Results	3
	1.6 Significant of Study	3
	1.7 Thesis Structures	3
	1.8 Summary	4

2 LITERATURE REVIEW

2.1	Introduction	5
2.2	Electro Discharge Machine (EDM)	6
	2.2.1 Principle Operation of EDM Die Sinking	7
2.3	Advantages Using Die Sinker EDM Machine	8
	2.3.1 Limitation of Die Sinker EDM	9
2.4	EDM Electrode Material	9
2.5	Electrode Selection	10
	2.5.1 Material Combination of Workpiece and Electrode	12
2.6	Copper as an Electrode Material	13
	2.6.1 Copper's Impact on Ultra Fine Finishes	13
	2.6.2 EDMing with Copper Electrode	14
	2.6.3 Disadvantage of Copper	15
2.7	Fundamental Parameter Die Sinker In Surface Roughness	15
2.8	Design Of Experiment (DOE)	17
2.9	Experimental Material	18
	2.9.1 Journal Related To Study	20

3 METHODOLOGY

3.1	Introduction	24
3.2	Flowchart of the Methodology	25
3.3	Experimental Method	26
	3.3.1 Gather Information	26
	3.3.2 Prepare Specimen	26
	3.3.3 Tool Preparation	27
	3.3.4 Experiment	27
	3.3.5 Data Collection	27
	3.3.6 Data Analysis	27
	3.3.7 Documentation	28
	3.3.8 Summary	28

3.4	Design Of Experiment (DOE)	28
3.4.1	Full Factorial Method	28
3.4.2	Experiment Design Layout	29
3.5	Machining Parameter	30
3.6	Experiment Equipment	30
3.6.1	Surface Roughness Measurement Equipment	31
3.6.2	Electro Discharge Machine	31
4	RESULT AND DISCUSSION	
4.1	Introduction	32
4.2	Machining	33
4.3	Experiment	34
4.4	Result of Experiment	35
4.5	Analysis Graph of Result	38
4.6	Specimen Prototype (Bottle Neck Mould)	41
4.7	Discussion	43
4.8	Summary	44
5	CONCLUSION AND RECOMMENDATIONS	
5.1	Conclusions	45
5.2	Recommendations	46
	REFERENCES	48

APPENDICES

APPENDIX A	Details drawing of bottle neck electrode
APPENDIX B	Project Gantt chart
APPENDIX C	Figure of fabrication process and prototype of bottle neck electrode
APPENDIX D	Figure of machining process and prototype of bottle neck mould

LIST OF TABLES

TABLE NO.	TITLE	PAGE
2.1	Electrode selection and its features	12
2.2	Electrode and workpiece combination description	13
2.3	Physical data of stavax esr (420 modified)	19
2.4	Chemistry data of stavax esr (420 modified)	19
2.5	Stavax esr (420 modified) characteristics	20
3.0	Three level full factorial experiment design	30
3.1	The design machining parameter	31
4.1	Result of the experiment	36
4.2	Result of the experiment	36
4.3	Result of the experiment	37
4.4	Result of the experiment	37
4.5	Result of the experiment	38
4.6	Result of the experiment	38

LIST OF FIGURES

FIGURE NO.	TITLE	PAGE
2.1	EDM Die Sinking Machine	6
2.2	EDM electrodes	10
3.1	Flow chart of methodology	25
3.2	Specimen	26
3.3	Bottle neck electrode	27
3.4	Mahr Perthometer	31
3.5	Sodic Electro Discharge Machine	31
4.1	CNC milling process	33
4.2	EDM machining	34
4.3	Discharge current versus Pulse on-time	38
4.4	Servo voltage versus Pulse on-time	39
4.5	Discharge current versus Servo voltage	40
4.6	Prototype of bottle neck mould	41
5.1	Cross section of the bottle neck finish electrode	46
5.2	Cross section of the bottle neck finish mould	47

LIST OF SYMBOLS/ ABBREVIATIONS

I	Discharge current
V	Servo voltage
t_{on}	Pulse on-time
t_{off}	Pulse off-time
R_a	Surface roughness
EDM	Electro Discharge Machine
PMEDM	Powder Mixed Electro Discharge Machine