

PETAKOM PAYMENT TRACKING SYSTEM

SARAH NABIHA BINTI HAMDAN

BACHELOR OF COMPUTER SCIENCE

UNIVERSITI MALAYSIA PAHANG

UNIVERSITI MALAYSIA PAHANG

DECLARATION OF THESIS AND COPYRIGHT

Author's Full Name : SARAH NABIHA BINTI HAMDAN

Date of Birth : 20 JANUARY 1995

Title : PETAKOM PAYMENT TRACKING SYSTEM

Academic Session : 2018/2019

I declare that this thesis is classified as:

- CONFIDENTIAL (Contains confidential information under the Official Secret Act 1997)*
- RESTRICTED (Contains restricted information as specified by the organization where research was done)*
- OPEN ACCESS I agree that my thesis to be published as online open access (Full Text)

I acknowledge that Universiti Malaysia Pahang reserves the following rights:

1. The Thesis is the Property of Universiti Malaysia Pahang
2. The Library of Universiti Malaysia Pahang has the right to make copies of the thesis for the purpose of research only.
3. The Library has the right to make copies of the thesis for academic exchange.

Certified by:

(Student's Signature)

(Supervisor's Signature)

New IC/Passport Number
Date:

Name of Supervisor
Date:

NOTE : * If the thesis is CONFIDENTIAL or RESTRICTED, please attach a thesis declaration letter.

THESIS DECLARATION LETTER (OPTIONAL)

Librarian,
Perpustakaan Universiti Malaysia Pahang,
Universiti Malaysia Pahang,
Lebuhraya Tun Razak,
26300, Gambang, Kuantan.

Dear Sir,

CLASSIFICATION OF THESIS AS RESTRICTED

Please be informed that the following thesis is classified as RESTRICTED for a period

Author's Name
Thesis Title

Reasons (i)

(ii)

(iii)

of three (3) years from the date of this letter. The reasons for this classification are as listed below.

Thank you.

Yours faithfully,

(Supervisor's Signature)

Date:

Stamp:

Note: This letter should be written by the supervisor, addressed to the Librarian, *Perpustakaan Universiti Malaysia Pahang* with its copy attached to the thesis.



SUPERVISOR'S DECLARATION

I hereby declare that I have checked this thesis and, in my opinion, this thesis is adequate in terms of scope and quality for the award of the degree of Bachelor of Computer Science (Software Engineering) with Honours.

(Supervisor's Signature)

Full Name : ABDUL SAHLI BIN FAKHARUDIN

Position : SUPERVISOR

Date :



STUDENT'S DECLARATION

I hereby declare that the work in this thesis is based on my original work except for quotations and citations which have been duly acknowledged. I also declare that it has not been previously or concurrently submitted for any other degree at Universiti Malaysia Pahang or any other institutions.

(Student's Signature)

Full Name : SARAH NABIHA BINTI HAMDAN

ID Number : CB14039

Date :

PETAKOM PAYMENT TRACKING SYSTEM

SARAH NABIHA BINTI HAMDAN

Thesis submitted in fulfillment of the requirements
for the award of the degree of
Bachelor of Computer Science (Software Engineering)

Faculty of Computer System & Software Engineering
UNIVERSITI MALAYSIA PAHANG

JUNE 2018

ACKNOWLEDGEMENTS

First of all, I would like to thank my family and friends for supporting me in preparing my thesis and giving words of encouragement not to be easily give up. Not forgetting also, my supervisor Abdul Sahli Bin Fakharudin who helped me and guided me to perfect the system as well as the thesis. Your support is very much appreciated.

ABSTRAK

Projek ini dibina untuk memudahkan organisasi PETAKOM untuk menjejak pembayaran yang telah dibuat oleh klien secara lebih organisasi, mudah, pantas, jimat kos dan mesra alam. Daripada masalah yang dapat dikesan seperti penggunaan kertas setiap kali pembayaran dilakukan ia akan mengambil masa untuk menjejak semula data yang diperlukan dan berkemungkinan juga untuk data hilang. RAD digunakan sebagai metodologi untuk pembangunan projek Petakom Payment Tracking System. Konsep Petakom Payment Tracking System ini adalah untuk menjejak pembayaran klien Petakom dengan lebih mudah, organisasi dan cepat.

ABSTRACT

This project is built to facilitate the organization of the PETAKOM to track payments made by students more organizationally, easily, fast, cost-saving and environmentally friendly. Of the detectable problems such as paper usage every time a payment is made it will take time to retrace the required data and possibly also for lost data. RAD is used as a methodology for Petakom Payment Tracking System project development. This Petakom Payment Tracking System concept is to track Petakom student payments more easily, organizationally and quickly.

TABLE OF CONTENTS

CONTENT	Page
TABLE OF CONTENTS	iv
LIST OF FIGURES	vi
LIST OF TABLES	vii
LIST OF ABBREVIATION	viii
CHAPTER 1 INTRODUCTION.....	1
1.1 INTRODUCTION.....	1
1.2 PROBLEM STATEMENT	2
1.3 OBJECTIVE	2
1.4 SCOPE	2
1.5 THESIS ORGANIZATION.....	2
CHAPTER 2 LITERATURE REVIEW.....	4
2.1 INTRODUCTION.....	4
2.2 REVIEW OF EXISTING SYSTEM	4
2.2.1 MONEYGRAM.....	4
2.2.2 PTT GLOBAL CHEMICAL (PTTG).....	5
2.2.3 UCLA Vendor Self Service	6
2.2.4 COMPARISON BETWEEN THREE EXISTING SYSTEM	6
2.3 PROPOSED SYSTEM.....	7
CHAPTER 3 METHODOLOGY	8
3.1 INTRODUCTION.....	8
3.2 SOFTWARE DEVELOPMENT PLAN	8
3.3 RAPID APPLICATION DEVELOPMENT (RAD) METHODOLGY.....	8
3.4 MAPPING OF RAPID APPLICATION DEVELOPMENT METHODOLOGY WITH PETAKOM PAYMENT TRACKING SYSTEM	9
3.4.1 REQUIREMENT PLANNING PHASE.....	9
3.4.2 USER DESIGN PHASE	10
3.4.3 CONSTRUCTION PHASE.....	11
3.4.4 CUTOVER PHASE.....	11
3.5 HARDWARE AND SOFTWARE	12

3.5.1	Hardware Requirement	12
3.5.2	Software Requirement	12
3.6	CONCLUSION	13
CHAPTER 4 RESULT AND DISCUSSION.....		14
4.1	INTRODUCTION.....	14
4.2	IMPLEMENTATION	14
4.2.1	Database Architecture.....	14
4.2.1.1	Blog Table	15
4.2.1.2	Payment Table	16
4.2.1.3	Users Table	16
4.2.2	USER INTERFACE.....	16
4.2.2.1	Blog.....	17
4.2.2.2	Data Table.....	17
4.2.2.3	Edit Profile.....	18
4.2.2.4	Error Page	19
4.2.2.5	Home Page.....	20
4.2.2.6	Dashboard.....	21
4.2.2.7	Payment Page	22
4.2.2.8	Registration Form	23
4.2.2.9	Profile	24
4.2.2.10	Edit Profile.....	25
4.2.2.11	Compose New Blog.....	26
4.2.2.12	Tracking Payment.....	27
CHAPTER 5 CONCLUSION.....		28
5.1	INTRODUCTION.....	28
5.2	RESEARCH CONSTRAINT.....	28
5.3	FUTURE WORK	29
REFERENCES.....		30
APPENDICES.....		31

LIST OF FIGURES

Figure 2.1	MoneyGram Transaction Tracking System.....	5
Figure 2.2	PTTG Payment Tracking System.....	5
Figure 2.3	UCLA Vendor Self Service System.....	6
Figure 3.1	Rapid Application Development Phase.....	9
Figure 3.2	Context Diagram of PPTS.....	10
Figure 3.3	Use Case of PPTS.....	11
Figure 4.1	List of tables.....	15
Figure 4.2	Blog Table.....	15
Figure 4.3	Payment Table.....	16
Figure 4.4	Users Table.....	16
Figure 4.5	Blog.....	17
Figure 4.6	Data Table.....	18
Figure 4.7	Edit Profile.....	19
Figure 4.8	Error Page.....	20
Figure 4.9	Home Page.....	21
Figure 4.10	Dashboard.....	22
Figure 4.11	Payment Form.....	24
Figure 4.12	Registration Form.....	24
Figure 4.13	Profile.....	25
Figure 4.14	Edit Profile.....	26
Figure 4.15	Compose New Blog.....	27
Figure 4.16	Tracking Payment.....	28

LIST OF TABLES

Table 2.1	Comparison between Three Existing System.....	6
Table 3.1	Hardware.....	12
Table 3.2	Software.....	12

LIST OF ABBREVIATION

RAD	Rapid Application Development
PPTS	Petakom Payment Tracking System
SDD	Software Design Document
SRS	Software Requirement Specification
GUI	Graphical User Interface

CHAPTER 1

INTRODUCTION

1.1 INTRODUCTION

PETAKOM is Fakulti Sistem Komputer & Kejuruteraan Perisian (FSKKP) Student Association known as the Computer Technology Association. It was established as a medium between the student and the faculty. Based on observations and problems, there is a system to help PETAKOM be more organized in data storage and tracking data more easily and quickly, the Petakom Payment Tracking System.

As we know, PETAKOM uses a paper-based concept to store information or payment data obtained from their students. They will collect data through Google Drive, and print out those data to track payments made by their students. Thus, a system called Petakom Payment Tracking System is built to facilitate the PETAKOM to manage data storage organize and to keep track of the information needed easily and quickly. With this system, the PETAKOM can reduce the potential for data loss or miss the required information.

1.2 PROBLEM STATEMENT

The statement of the problem by PETAKOM was dissolved one by one to be resolved. The obvious problem that can be seen is the paper-based concept. This system is built to convert of paper-based to web-based concept.

With this, potential for missing data information lost can be reduced. By using web-based concept, also can reduce cost and environmentally friendly. In fact, makes it easier to record data more efficiently and quickly. Other than that, the tracking of required information can be done quickly. Thereby, saving the time of PETAKOM from trace the information one by one manually.

1.3 OBJECTIVE

The following are some objectives:

- I. To study the purpose of Petakom
- II. To design a computer system for track the payment that have been made by PETAKOM students
- III. To evaluate the functionality of the system

1.4 SCOPE

The scope of the system is:

- I. Define project
- II. Allows Petakom committee to use the system
- III. Provide a board to make an announcement
- IV. Record student details into the system
- V. Create tracking form for tracing information

1.5 THESIS ORGANIZATION

In this thesis contains five chapters. Chapter 1 describes the introduction of PPTS and is categorized in the form of problem statements, objectives and scope of project.

Chapter 2 tells about literature review where in this chapter will compare existing systems and discuss the improvements that can be made to this system.

Chapter 3 describes what methodology is appropriate and why it is appropriate to develop this system.

Chapter 4 discusses about implementation. In this chapter show the results on how the system is designed and functions.

Chapter 5 summarizes everything about the system and discusses future work and constraints encountered while developing this system.

CHAPTER 2

LITERATURE VIEW

2.1 INTRODUCTION

In this chapter will tell more about the existence of the system for tracking payments. Three systems will be taken as an example to compare. As discussed in the last chapter, PETAKOM uses a paper-based concept to track payments made by the students. Students will note their details in the paper provided after payment has been completed. Therefore, the lack of security or the possibility of losing the data exists.

2.2 REVIEW OF EXISTING SYSTEM

2.2.1 MONEYGRAM

MoneyGram is a money transfer service similar to Western Union. It provides some services such as money transfer, money order, bill payment and tracking transaction. MoneyGram tracks payments using the reference number or authorization sent to the student's email after they successfully make transactions as shown in Figure 2.1

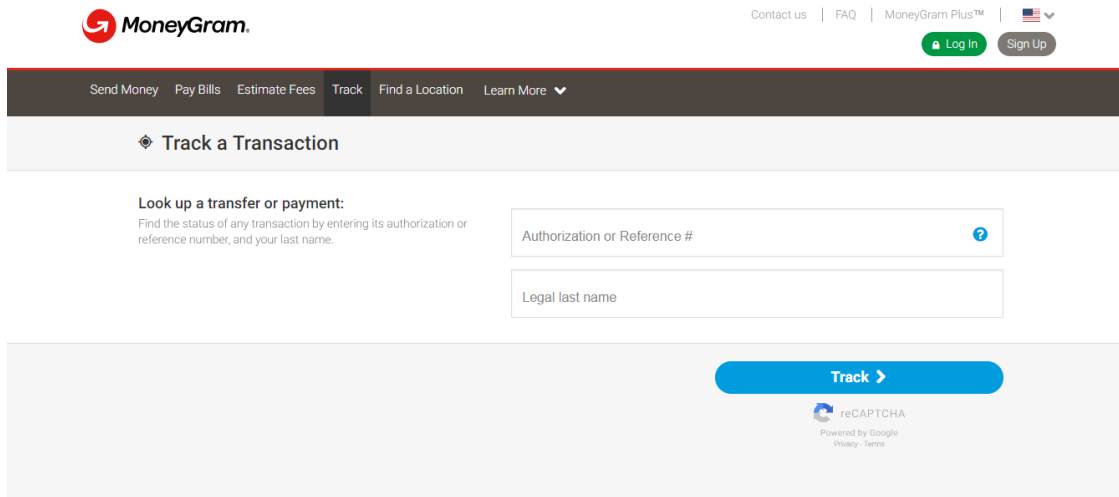


Figure 2.1 MoneyGram Transaction Tracking System

2.2.2 PTT GLOBAL CHEMICAL (PTTG)

PTTG requires students or vendors to register in the system before they access the system and keep track of payment as shown in Figure 2.2

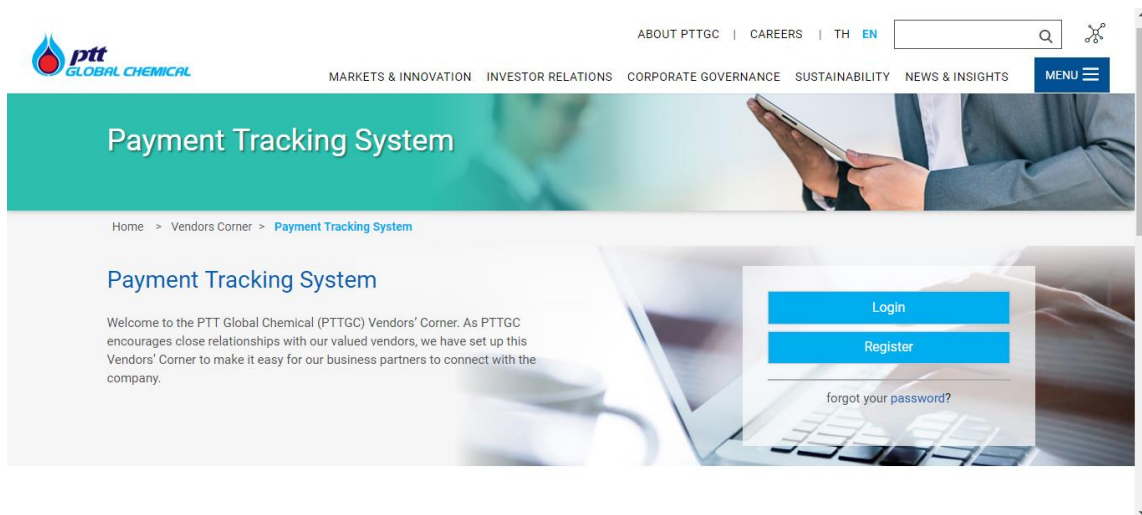


Figure 2.2 PTTG Payment Tracking System

2.2.3 UCLA Vendor Self Service

The UCLA Vendor Self Service site enables vendors to check on the status of invoices, track the status of payment and validate purchase order numbers. The vendors need to insert their username and password to access into the website and tracks the payment.

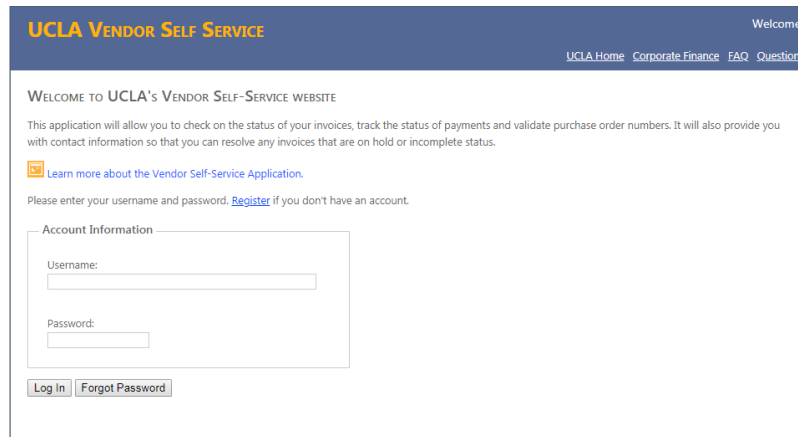


Figure 2.3 UCLA Vendor Self Service System

2.2.4 COMPARISON BETWEEN THREE EXISTING SYSTEM

Table 2.1 shows the comparison between the three existing systems.

Table 2.1 Comparison between Three Existing System

System	MoneyGram	PTT Global Chemical	UCLA Vendor Self Service
Attribute			
Type of system	Web based system	Web based system	Web based system
Secure access	The site is secured for user to access	Only certain pages are secured site	Site is not secured
Support form	Provide email and phone number for contact	User need to fill in the contact form	Provide email and phone number for contact

Weakness	Requires internet connection	Requires internet connection	Requires internet connection
----------	------------------------------	------------------------------	------------------------------

In view of the analysis made, a few highlights have been looked at such as type of system, access security. Support form and the weakness of the system. The three systems have similarities which are online framework. Internet connection is needed to access into these systems.

In addition, MoneyGram the only site that provides a secure web with https on every page, while PTTG, its securities are available on certain pages. But there is also UCLA site does not have access security.

Moreover, these three systems do not have online help to encourage students accessing the system to inquire as to whether there is an issue while accessing to them. At last, the weakness of these systems is the internet connection. Internet is vital for successful trace process.

2.3 PROPOSED SYSTEM

PPTS is developed to address the problems and completed the objectives of this project which to organized well Petakom in payment. The Petakom committee are require to register in the system and key in the students details with the payment details before they can trace the student payment status.

CHAPTER 3

METHODOLOGY

3.1 INTRODUCTION

In this chapter explains the flow of the system development process such as what method is appropriate to be adapted in the system. Methodology is one of the important things to be used as a guideline to solve a problem a regular, fast and good basis. Therefore, Rapid Application Development (RAD) is used as one of the methodologies in PPTS. Each phase will be explained further how, why and who are involved in the flow of this system development process.

3.2 SOFTWARE DEVELOPMENT PLAN

A good methodological decision to adjust to manufacture system can guarantee that flow of system development processes can run easily. At that point, Rapid Application Development methodology is utilized as a part of the advancement of PPTS.

3.3 RAPID APPLICATION DEVELOPMENT (RAD) METHODOLOGY

In this section discuss the appropriate methodology to be implemented in this system. In order to develop Petakom payment tracking System, the RAD methodology is used as it is an incremental model. With rapid prototyping and iterative delivery

student can see more clearly and provides feedback on delivery. Moreover, this model is able to reduce development time.

3.4 MAPPING OF RAPID APPLICATION DEVELOPMENT METHODOLOGY WITH PETAKOM PAYMENT TRACKING SYSTEM

Figure 3.1 below shows the phase in RAD method

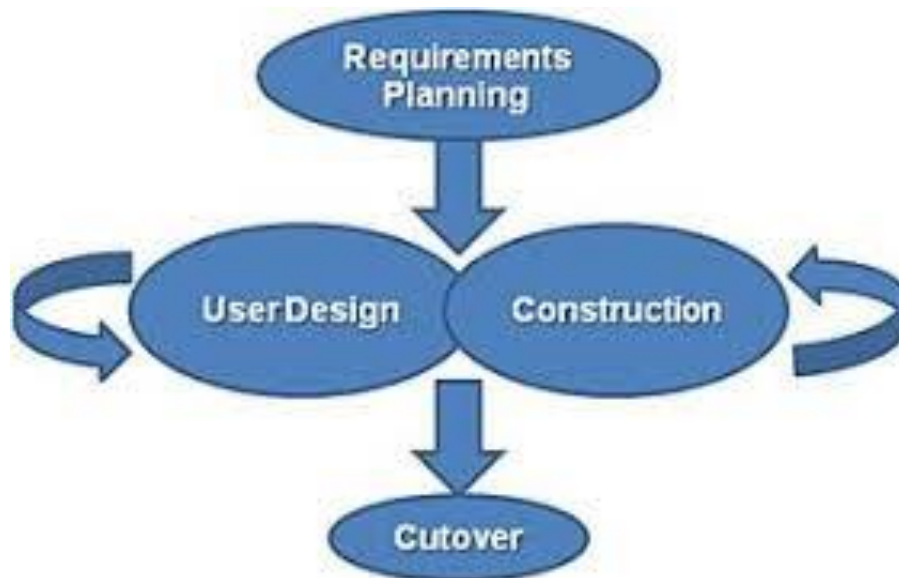


Figure 3.1 Rapid Application Development Phase

3.4.1 REQUIREMENT PLANNING PHASE

In the planning phase, the developer will meet the student to collect the requirement. In this phase, developer and student discuss some of the things like the objectives and scope of the system. After analyzing all the student requirements, discuss what technique and methods are appropriate to be implemented into the development of this system.

All these processes need to be carried out before the next phase so that the requirements are ensured properly and conform to student's requirements.

3.4.2 USER DESIGN PHASE

During the user design phase, the prototype and models are planned and used as one of approach to the student to better understand and understand about the flow of system and system meet the requirement.

3.4.2.1 Context Diagram

Figure 3.2 shows the context diagram of Petakom Payment Tracking System to present the intersection between system and the user

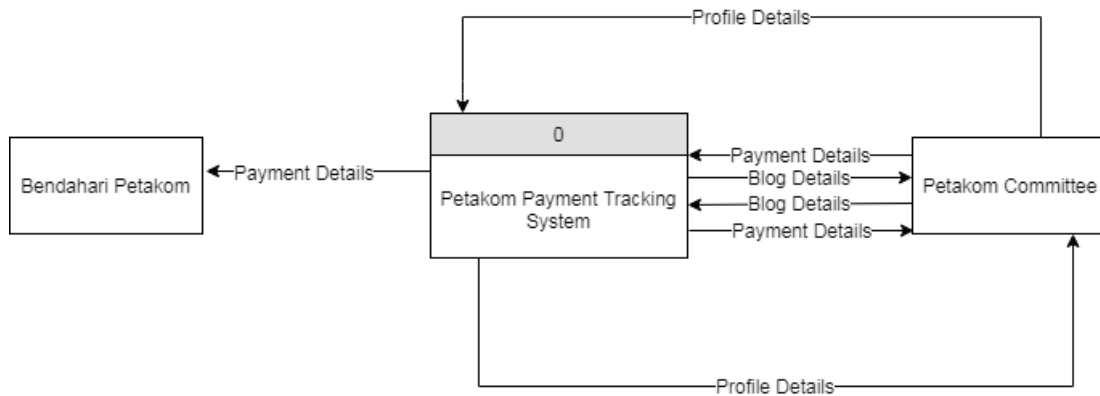


Figure 3.2 Context Diagram of PPTS

3.4.2.2 User Case Diagram

Figure 3.3 shows use case diagram of Petakom Payment Tracking System which includes the user of the system and the use case of the system

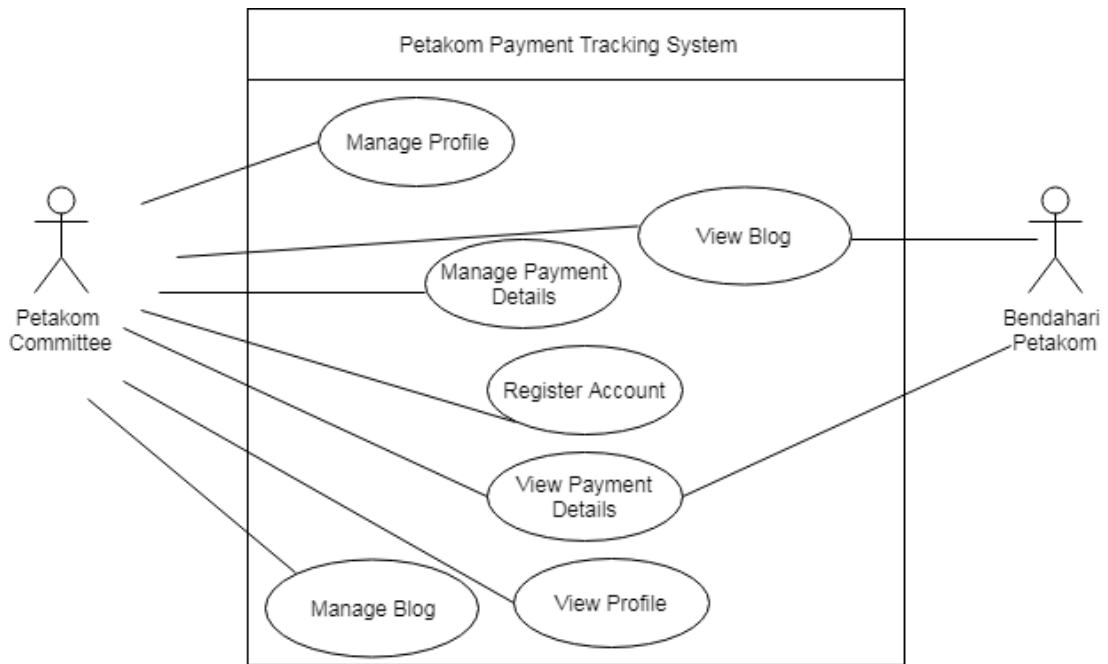


Figure 3.3 Use Case of PPTS

3.4.3 CONSTRUCTION PHASE

Construction phase is an important phase where we will implement the design into Petakom Payment Tracking System. PHP is selected as programming language in the development of this system. After coding part is completed, the testing process will be executed for the system analyst whether it meets the student's requirements or not.

3.4.4 CUTOVER PHASE

The cutover phase is the final phase in which the implementation phase includes transformation, testing, changeover to system and user training. Last but not least, the system is developed and ready for deliver to user.

3.5 HARDWARE AND SOFTWARE

In this section discuss the software and hardware used to developed system

3.5.1 Hardware Requirement

Table 3.1 shows the hardware requirement used for developing the system

Table 3.1 Hardware

No	Hardware	Description	Purpose
1	Laptop	<ul style="list-style-type: none">• Windows 10• Intel® Core™ i5-4210U• RAM 4 GB	Used to prepare documentation and build system
2	Printer	HP Deskjet Ink Advantage 2135	To print the document

3.5.2 Software Requirement

Table 3.2 shows the software requirement used developing the system

Table 3.2 Software

No	Software	Purpose
1	Microsoft Word 2007	To prepare documentation
2	Microsoft Power Point 2007	To prepare slide and poster
3	Gantt Chart	To create Gantt Chart
4	Google Chrome	For information search and drawing diagram
5	Xampp	Used as platform for database
6	Notepad++	To build code

3.6 CONCLUSION

As a conclusion for this chapter, RAD is used as a methodology for the development of this system where there are four phases involved which are planning, user design, construction and cutover phase. Lastly, we are discussed about the hardware and software used in the development of the system.

CHAPTER 4

RESULT AND DISCUSSION

4.1 INTRODUCTION

In this part, it is clarified how this system function by showing result of this system development. The diagrams indicated the result of the system according student's requirement.

4.2 IMPLEMENTATION

4.2.1 Database Architecture

Figure 4.1 shows database architecture consists of 3 tables which are blog, payment and user table.

Table	Action	Rows	Type	Collation	Size	Overhead
blog	Browse Structure Search Insert Empty Drop	2	MyISAM	latin1_swedish_ci	2.5 KiB	-
payment	Browse Structure Search Insert Empty Drop	4	MyISAM	latin1_swedish_ci	2.4 KiB	-
users	Browse Structure Search Insert Empty Drop	4	MyISAM	latin1_swedish_ci	5.4 KiB	-
3 tables	Sum	10	InnoDB	latin1_swedish_ci	10.4 KiB	0 B

Figure 4.1 List of tables

4.2.1.1 Blog Table

Showing rows 0 - 1 (2 total, Query took 0.0016 seconds.)

```
SELECT * FROM `blog`
```

	id	author	title	description
<input type="checkbox"/>	1	Anonymous	MoU Between FSKKP UMP with IS:LINK	MoU Between FSKKP UMP with IS:LINK In conjunction...
<input type="checkbox"/>	2	sasa	Jaket Fakultas	Attention!!! Due date last payment of jacket facul...

Figure 4.2 Blog Table

4.2.1.2 Payment Table

Showing rows 0 - 3 (4 total, Query took 0.0015 seconds.)

```
SELECT * FROM `payment`
```

Number of rows: 25 | Filter rows: Search this table | Sort by key: None

	id	name	matricid	passport	contact	description	amount	status
<input type="checkbox"/>	1	SARAH	CB14039	950120106184	0182814611	Pembelian buku latihan oracle 12g	200.00	Success
<input type="checkbox"/>	2	SARAH	CB14039	950120106184	0182814611	Pembayaran yuran ahli bagi sesi 2017/2018	80.00	Success
<input type="checkbox"/>	3	SARAH	CB14039	950120106184	0182814611	Jaket fakulti 2017/2018	90.00	Success
<input type="checkbox"/>	4	SARAH	CB14039	950120106184	0182814611	JACKET FACULTY	90.00	Success

Figure 4.3 Payment Table

4.2.1.3 Users Table

In this section shows the table of user who are enrolled into the system as shown in the figure 4.4

Showing rows 0 - 3 (4 total, Query took 0.0018 seconds.)

```
SELECT * FROM `users`
```

Number of rows: 25 | Filter rows: Search this table | Sort by key: None

	id	name	matricid	email	address	contact	password	category	approval	imagepath
<input type="checkbox"/>	1	Admin	Admin	Admin@admin.com	NULL	NULL	admin	Admin	Approve	
<input type="checkbox"/>	2	Ahmad Shukri Bin Yusof	cc13074	shukriyusof65@gmail.com	1153, Jalan Pasir Panjang, 21100 Kuala Terengganu	0109218525	Shukriyusof65	Student	Approve	../images/mqdefault.jpg
<input type="checkbox"/>	3	sasa	cb123	sarah.seera@yahoo.com	kk1	0186514922	std	Student	Approve	
<input type="checkbox"/>	4	Wan Mohd Zharif	cb456	zaref@gmail.com	Tanah Merah	0195502766	zaref	Student	Not Approve	

Figure 4.4 Users Table

4.2.2 USER INTERFACE

This section shows the outcomes from Petakom Payment Tracking System

4.2.2.1 Blog

As Figure 4.5 shown displaying the list of announcements that has been posted by the Petakom committee

The screenshot shows the PETAKOM website interface. At the top left is the logo 'PETAKOM' and at the top right is a 'Logout' link. Below this is a navigation bar with four items: 'Home', 'Blog', 'Payment', and 'About'. The main content area is titled 'Latest Info' and contains two blog posts. The first post is titled 'Jaket Fakulti' with the text 'Attention!!! Due date last payment of jacket faculty 1 June 2018' and the author 'sasa'. The second post is titled 'MoU Between FSKKP UMP with IS:LINK' with a detailed description of a Memorandum of Understanding signed by FSKKP UMP and IS:LINK, and the author 'Anonymous'. To the right of the blog posts is a 'Tracking Payment' form with a text input field labeled 'Trace here...' and a 'Go!' button. At the bottom of the page is a footer with the text '© Company 2018'.

Figure 4.5 Blog

4.2.2.2 Data Table

Figure 4.6 shows the system displaying list of payment's details that have been made by the student, the details of Petakom committee and list of blogs.

DATA TABLES

Student				
Name	Matric ID	Email	Contact	Status
Ahmad Shukri Bin Yusof	cc13074	shukriyusof65@gmail.com	0109218525	Approve
sasa	cb123	sarah.seera@yahoo.com	0186514922	Approve

Blog			
Author	Title	Description	Delete
Anonymous	MoU Between FSKKP UMP	MoU Between FSKKP UMP with IS:LINK In conjunction with the International Conference on Software Engineering & Computer Systems 2017 (ICSECS'17), Faculty of Computer Systems & Software Engineering (FSKKP) with IS:LINK #UMPMalaysia signed a Memorandum of Understanding (MoU) with IS: Link to expand cooperation especially in international academic fields. Visit http://fskkp.ump.edu.my for full details.	Delete
sasa	Jaket Fakulti	Attention!!! Due date last payment of jacket faculty 1 June 2018	Delete

Student				
Name	Payment	Description	Amount	Status
SARAH	Pembelian buku latihan oracle 12g	200.00	Success	
SARAH	Pembayaran yuran ahli bagi sesi 2017/2018	80.00	Success	
SARAH	Jaket fakulti 2017/2018	90.00	Success	
SARAH	JACKET FACULTY	90.00	Success	

Figure 4.6 Data Table

4.2.2.3 Edit Profile

As Figure 4.7 allows Petakom committee updating their profile details

User Details Logout

Home Blog Payment About

Profile Picture
avatar

Upload a different photo

Profile [Compose New Blog](#) [Edit](#)

Name:

Email:

Contact:

Address:

© Company 2018

Figure 4.7 Edit Profile

4.2.2.4 Error Page

In Figure 4.8 shown an error page if Petakom committee or bendahari going to other page besides the home page without login into the system or inserting invalid matric id and password



Figure 4.8 Error Page

4.2.2.5 Home Page

Figure 4.9 shows home page of Petakom committee when they login into the system

Universiti Malaysia PAHANG

WORKSHOP ON UMP MANAGEMENT & ADMINISTRATIVE TRANSFORMATION AGENDA 2.0 (SERIES 1)

6 DECEMBER 2017
9.00 AM - 5.00 PM
BANQUET HALL, CHANCELLORY TUN ABDUL RAZAK
UNIVERSITI MALAYSIA PAHANG, PEKAN CAMPUS

Location

- Gambang Campus Map
Coordinate : 3,718491,103.120784
- Pekan Campus Map
Coordinate : 3,546709,103.435332



E-comunity

Name:

Matric Number:

Contact:

Figure 4.9 Home Page

4.2.2.6 Dashboard

Dashboard is the first page after Bendahari Petakom enroll into the system. Dashboard showing the list of new enrolment of Petakom committee that need to be approved by Bendahari Petakom and also displaying the list of new payment's details that have been recorded by Petakom committee

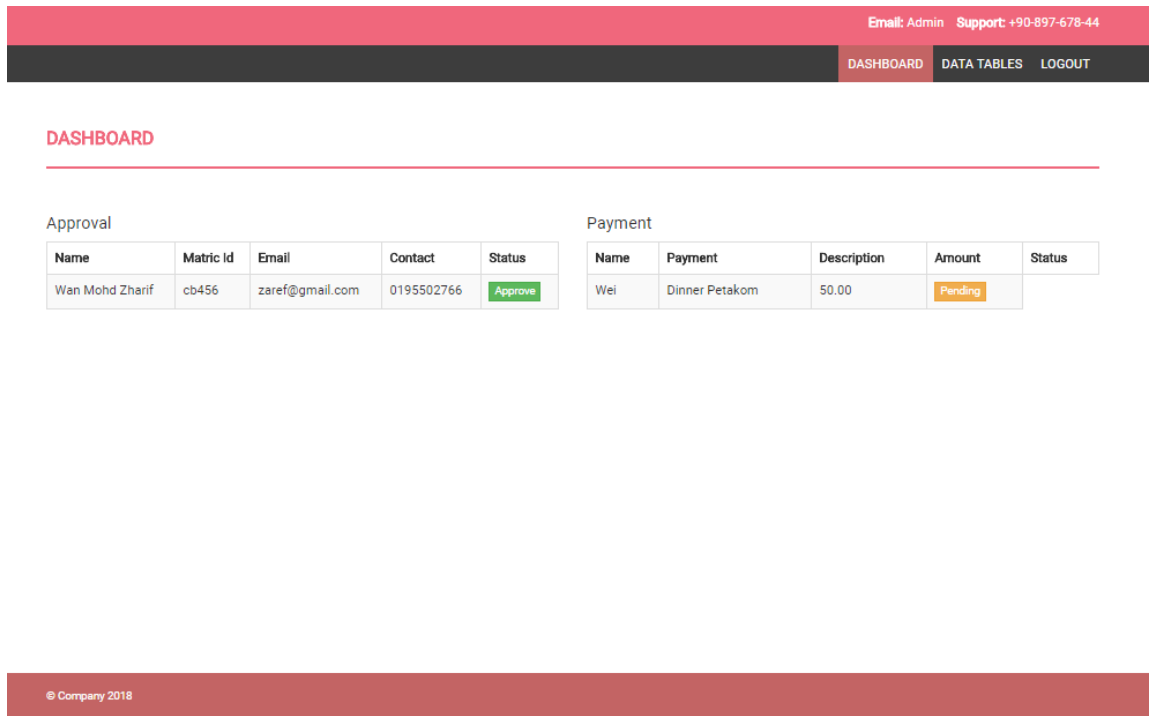
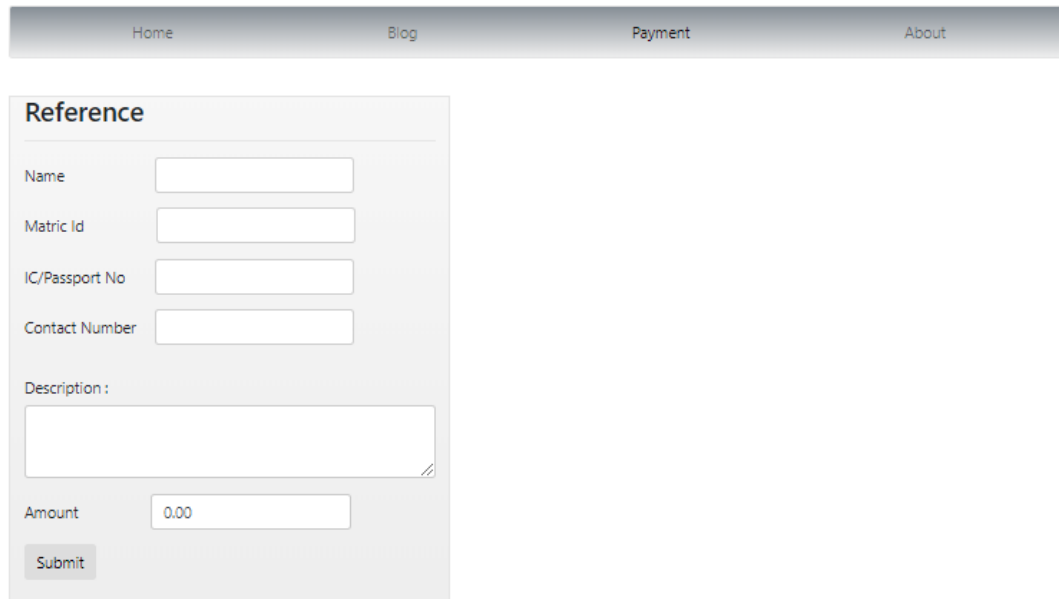


Figure 4.10 Dashboard

4.2.2.7 Payment Page

Figure 4.11 shows Petakom committee records the payment's details that have been made by the student such as name, matric id, identity card, contact number, description and amount of payment made



The image shows a web application interface for a payment form. At the top, there is a navigation bar with the title 'Payment' on the left and a 'Logout' link on the right. Below the navigation bar, there are four menu items: 'Home', 'Blog', 'Payment', and 'About'. The main content area is titled 'Reference' and contains a form with the following fields:

- Name:
- Matric id:
- IC/Passport No:
- Contact Number:
- Description:
- Amount:
- Submit:

Figure 4.11 Payment Form

4.2.2.8 Registration Form

Figure 4.12 shows registration form for Petakom committee before they enrolling into the system. They are required to fill in name, matric id, email, address, contact and password

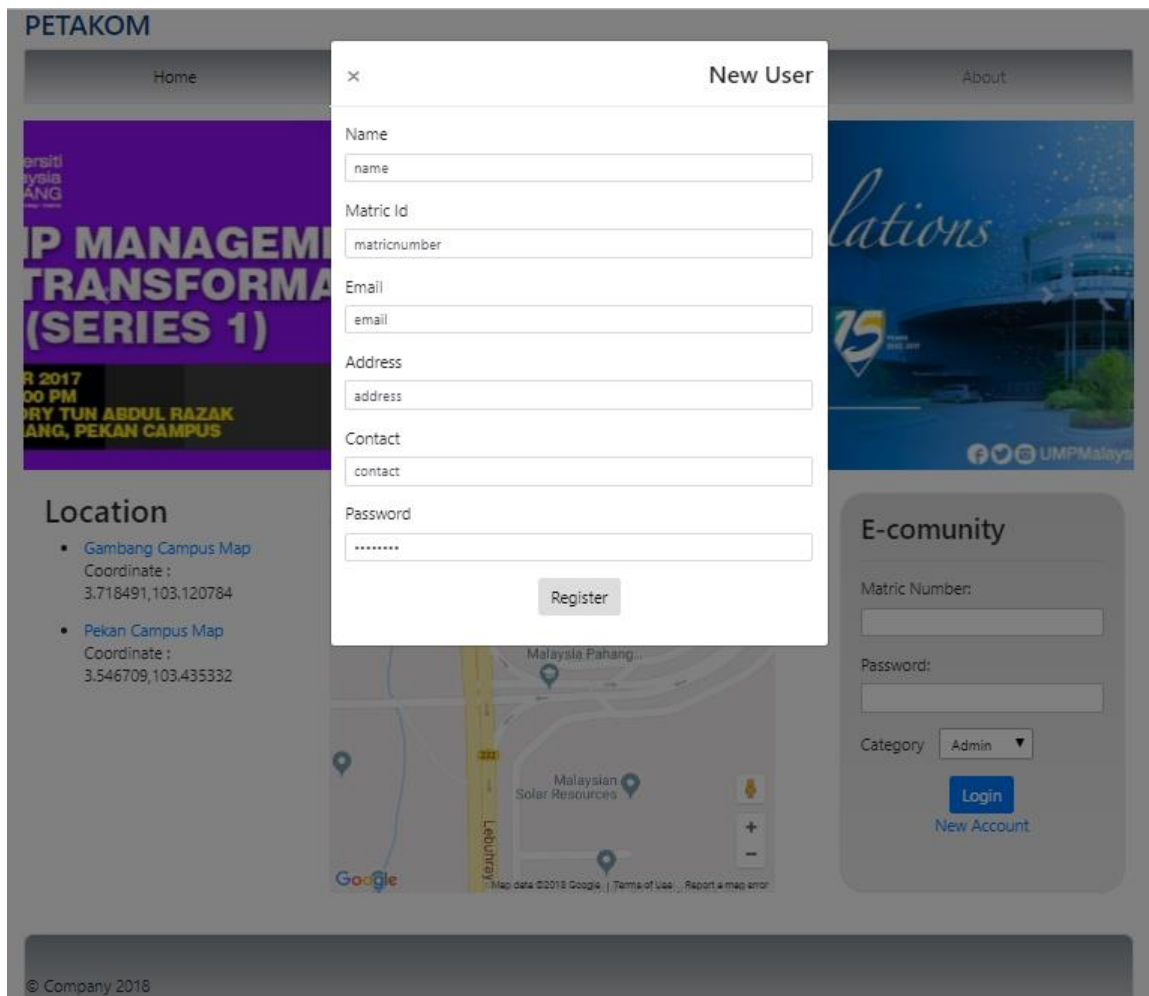


Figure 4.12 Registration Form

4.2.2.9 Profile

Figure 4.13 shows profile details of Petakom committee

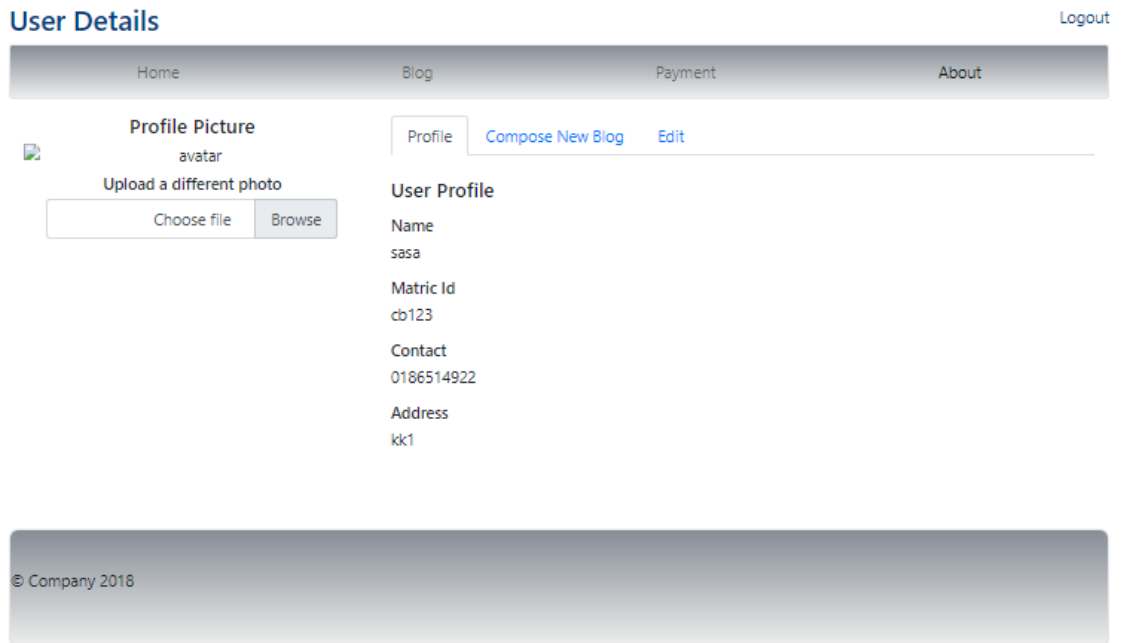


Figure 4.13 Profile

4.2.2.10 Edit Profile

Figure 4.14 shows that Petakom committee can update their profile

User Details Logout

Home Blog Payment About

Profile Picture
avatar

Upload a different photo

Profile [Compose New Blog](#) [Edit](#)

Name:

Email:

Contact:

Address:

© Company 2018

Figure 4.14 Edit Profile

4.2.2.11 Compose New Blog

Figure 4.15 shows Petakom committee is allowed to create a new blog or create any announcement to be made

User Details Logout

Home Blog Payment About

Profile Picture
avatar

Upload a different photo

Profile [Compose New Blog](#) [Edit](#)

Author:

Blog Title:

Blog Description :

© Company 2018

Figure 4.15 Compose New Blog

4.2.2.12 Tracking Payment

Figure 4.16 allowed Petakom committee and bendahari to track the payment's details that have been recorded by inserting any keywords. For example, inserting keyword of the event's name, matric id or identity card

The screenshot displays the PETAKOM website interface. At the top left is the logo 'PETAKOM' and at the top right is a 'Logout' link. A navigation bar contains links for 'Home', 'Blog', 'Payment', and 'About'. The main content area is titled 'Payment Details' and features a table with the following information:

SARAH
CB14039
950120106184
0182814611
Jaket fakulti 2017/2018
90.00

To the right of the table is a 'Tracking Payment' section with a search input field labeled 'Trace here...' and a 'Go!' button. At the bottom of the page, a footer bar contains the text '© Company 2018'.

Figure 4.16 Tracking Payment

CHAPTER 5

CONCLUSION

5.1 INTRODUCTION

As the conclusion, Petakom Payment Tracking System (PPTS) is built to be more sorted out and simple to track instalment that have been made. Additionally, it can spare cost and furthermore ecologically well disposed. Last but not least, possibly of missing data can be reduced.

PHP is chosen as a programming language and Rapid Application Development (RAD) methodology is implemented in PPTS. Each phase is passed to assemble this system effectively and successfully.

The resign that ought to be workable for the future change is to improve the dimension of security with the objective that the system is increasingly secure, protected and reliable to use.

5.2 RESEARCH CONSTRAINT

While experiencing this system advancement there are a few imperatives that must be confronted, for example, issue regarding constrained system association and unfit to run Xampp because of the blocked port

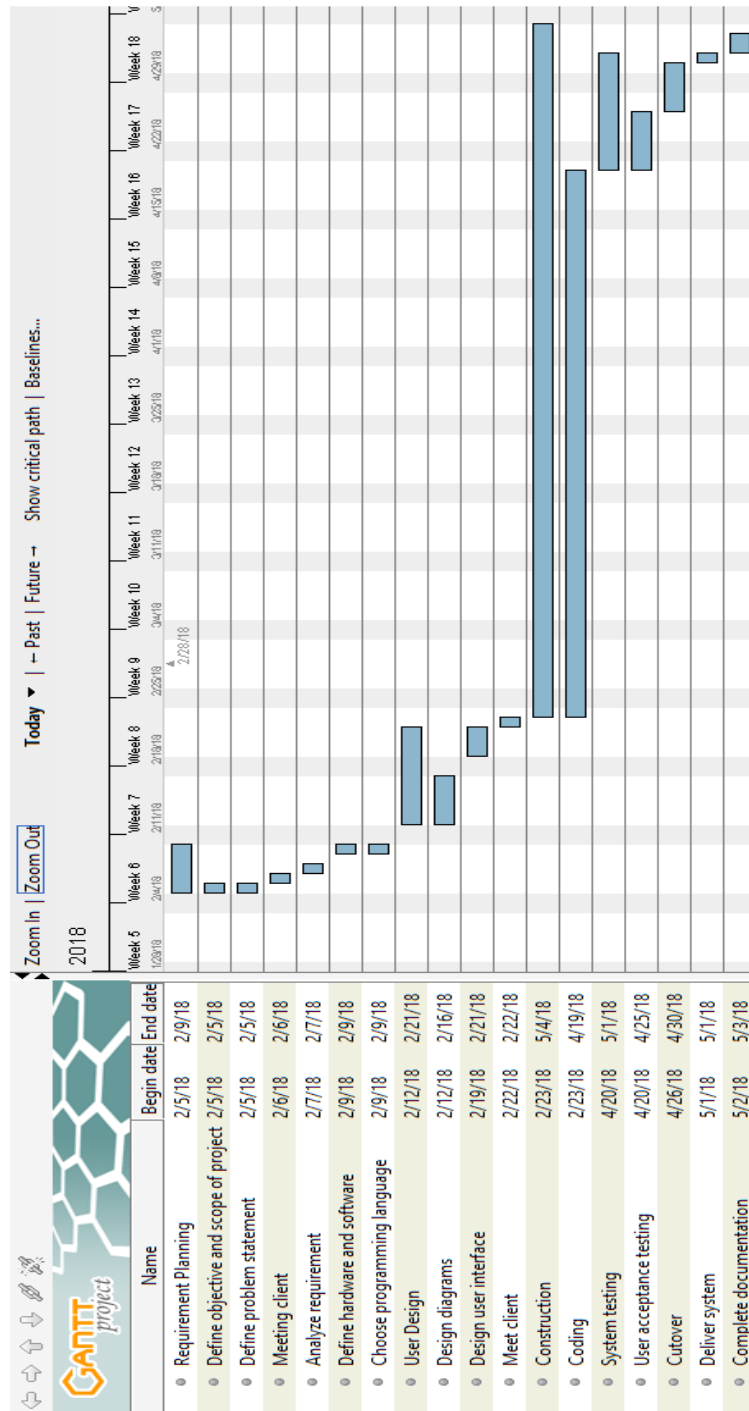
5.3 FUTURE WORK

The system that should be possible for future change is to enhance the dimension of security so that the system is progressively secure, guaranteed, and trustworthy.

REFERENCES

1. (n.d.). Retrieved from <https://secure.moneygram.com/mgo/us/en/track>
2. HTML. (n.d.). Retrieved from <https://www.w3schools.com/>
3. Payment Tracking System. (n.d.). Retrieved from <https://www.pttgcgroup.com/en/vendors-corner/payment-tracking-system>
4. Rapid application development. (2018, December 04). Retrieved from https://en.wikipedia.org/wiki/Rapid_application_development
5. Skyler, H. (2018, October 25). How to Track a MoneyGram Transaction. Retrieved from <https://bizfluent.com/how-7457023-track-moneygram-transaction.html>
6. Vendor Payment Tracking System. (n.d.). Retrieved from <https://purchasing.ucla.edu/for-vendors/established-vendors/vendor-payment-tracking-system>

APPENDICES



Appendices: Gantt Chart

Version

1

PETAKOM PAYMENT TRACKING SYSTEM

Faculty of Computer System & Software Engineering

Software Requirement Specification (SRS)

Table Contents	Page
LIST OF TABLES	iv
LIST OF FIGURES	v
1.0 PRODUCT DESCRIPTION	1
1.1 USER CHARACTERISTICS	1
1.2 CONSTRAINTS	2
2.0 INTERFACE REQUIREMENTS	2
2.1 USER INTERFACE.....	2
2.2 HARDWARE INTERFACE.....	3
2.3 SOFTWARE INTERFACE	4
3.0 SOFTWARE PRODUCT FEATURES	4
3.1 MANAGE PAYMENT DETAILS	4
3.2 MANAGE PROFILE	6
3.3 REGISTER ACCOUNT	8
3.4 VIEW PAYMENT DETAILS	9
3.5 VIEW PROFILE	11
3.6 MANAGE BLOG	12
3.7 VIEW BLOG	13
4.0 REQUIREMENT TRACEABILITY	14
5.0 SYSTEM REQUIREMENT APPROVAL	15
APPENDIX A-1: SEQUENCE DIAGRAM	16
APPENDIX B-1: INTERFACE	24

LIST OF TABLES

TABLE NO	PAGE
Table 2.1 User Interface Description.....	2
Table 2.2 Hardware Interface Description	3
Table 2.3 Software Interface Description.....	4
Table 3.1 Manage Payment Details.....	5
Table 3.2 Manage Profile.....	6
Table 3.3 Register Account.....	8
Table 3.4 View Payment Details.....	9
Table 3.5 View Profile.....	11
Table 3.6 Manage Blog.....	12
Table3.7 View Blog.....	13
Table 3.8 Requirement traceability.....	14

LIST OF FIGURES

FIGURE NO	PAGE
Figure 3.1 Use Case Manage Payment Details.....	4
Figure 3.2 Use Case Manage Profile.....	6
Figure 3.3 Use Case Register Account.....	8
Figure 3.4 Use Case View Payment Details.....	9
Figure 3.5 Use Case View Profile.....	10
Figure 3.6 Use Case Manage Blog.....	11
Figure 3.7 Use Case View Blog.....	12

1.0 PRODUCT DESCRIPTION

Petakom Payment Tracking System (PPTS) is built to be more sorted out and simple to track instalments that have been made. Additionally, it can spare cost and furthermore environmentally friendly. Indeed, the likelihood of missing information can be lessened.

1.1 USER CHARACTERISTICS

The following are the characteristics of user in order to use the system:

- I. Language
The user must know the language used in the system
- II. Skill computer literature
Users must have the basic skills in using computers to interact with the graphical user interface (GUI)
- III. Experience
Does not require the experience to use this system because the system is user-friendly

1.2 CONSTRAINTS

The following are the constraints of the system:

- I. Limited network connection
- II. Require to register before tracking can be made
- III. Applicable for Petakom committee

2.0 INTERFACE REQUIREMENTS

This should be a detailed description of all inputs into and outputs from the PETAKOM Payment Tracking System.

2.1 USER INTERFACE

Table 2.1 shows the user interface and description of PETAKOM Payment Tracking System

Table 2.1 User Interface Description

USER INTERFACE	DESCRIPTION
Homepage	The first page that will be directed after Petakom committee login
Login	This interface requires user to input matric ID, password and category

Data Table	This interface is for Bendahari Petakom to view payment and committee details also blog
Profile	This interface shows the committee profile and committee can upload profile picture
Error page	This page will be shown if the user does not register or login to the system
Payment form	This page requires student to input the details such as name, IC number, contact number, description and amount
Committee registration	This page requires committee to register before access into the system
Edit profile	This interface provides committee to update profile

2.2 HARDWARE INTERFACE

Table 2.2 shows list of hardware needed to develop of PETAKOM Payment Tracking System

Table 2.2 Hardware Interface Description

Hardware	Purpose
Laptop	To develop PETAKOM payment tracking system

2.3 SOFTWARE INTERFACE

Table 2.3 shows list of software needed to develop of PETAKOM Payment Tracking System

Table 2.3 Software Interface Description

Software	Purpose
Google Chrome	To browse into the system
Notepad++	To generate codes and develop interface

3.0 SOFTWARE PRODUCT FEATURES

3.1 MANAGE PAYMENT DETAILS




Figure 3.1 Use Case Manage Payment Details

Table 3.1 Manage Payment Details

Use Case ID	UPPTS-01
Brief Description	This use case provides PETAKOM committee to record the payment details
Actor	Petakom committee
Pre-Conditions	<ol style="list-style-type: none"> 1. Login as committee 2. System will be directed to home page 3. Click on “Payment”
Basic Flow	<ol style="list-style-type: none"> 1. This use case begins when Petakom committee login as committee 2. Click on “Payment” to be directed to payment page 3. Insert all the details needed in the form to be recorded into the system (SRS_UPPTS_01_01)
Alternative Flow	Not Applicable
Exception Flow	Not Applicable
Post-Conditions	Payment details are saved in the system
Rules	Not Applicable
Constraints	Not Applicable
Sequence Diagram	Refer Appendix
Interface	Refer Appendix

3.2 MANAGE PROFILE

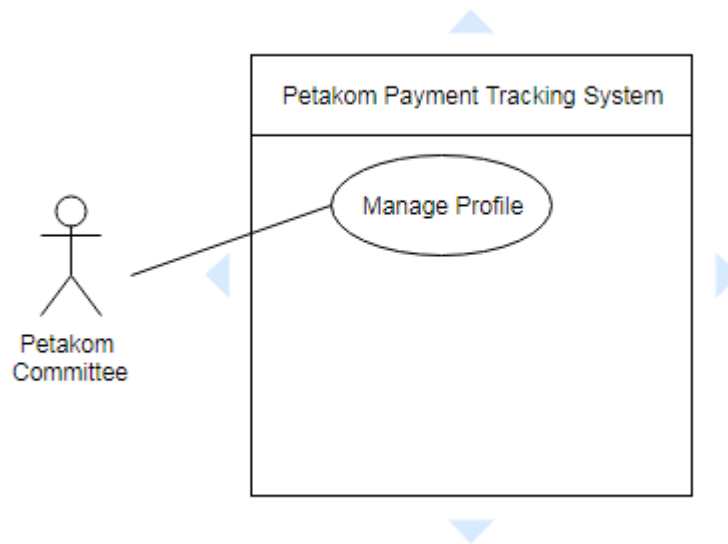


Figure 3.2 Use Case Manage Profile

Table 3.2 Manage Profile

Use Case ID	UPPTS-02
Brief Description	This use case provides Petakom committee to update profile
Actor	Petakom committee
Pre-Conditions	<ol style="list-style-type: none"> 1. Login as committee 2. System displays on homepage
Basic Flow	<ol style="list-style-type: none"> 1. This use case begins when Petakom committee click “Edit” on About page. Petakom committee

	<p>either need to edit name, contact, address or email (SRS_UPPTS_02_01)</p> <p>2. Two option given to Petakom committee:</p> <p>I.Click on “Save Changes” to save the details (A-1: Save profile)</p> <p>II.Click on “Cancel” to cancel editing profile (A-2: Cancel editing)</p> <p>3. The system remains on the same page</p>
Alternative Flow	<p>A-1: Save profile</p> <p>I.Student click on “Save Changes” to save the profile details</p> <p>II.Profile details are saved in system</p> <p>A-2: Cancel editing</p> <p>I.Student click on “Cancel” to cancel edit profile</p> <p>II.System remain at the same page</p>
Exception Flow	Not Applicable
Post-Conditions	Profile details are saved in system
Rules	Not Applicable
Constraints	Not Applicable
Sequence Diagram	Refer Appendix
Interface	Refer Appendix

3.3 REGISTER ACCOUNT




Figure 3.3 Use Case Register Account

Table 3.3 Register Account

Use Case ID	UPPTS-03
Brief Description	This use case provides Petakom committee to register into the system
Actor	Petakom committee
Pre-Conditions	<ol style="list-style-type: none"> 1. Login as committee 2. System displays on committee homepage
Basic Flow	<ol style="list-style-type: none"> 1. This use case begins when student click “New Account” on Home page. (SRS_UPPTS_03_01) 2. Petakom committee need insert name, contact, address and email, matric ID and password 3. Petakom committee click on “Register” 4. The system returns into Home page
Alternative Flow	Not Applicable

Exception Flow	Not Applicable
Post-Conditions	Petakom committee details are saved in system
Rules	Not Applicable
Constraints	Not Applicable
Sequence Diagram	Refer Appendix
Interface	Refer Appendix

3.4 VIEW PAYMENT DETAILS

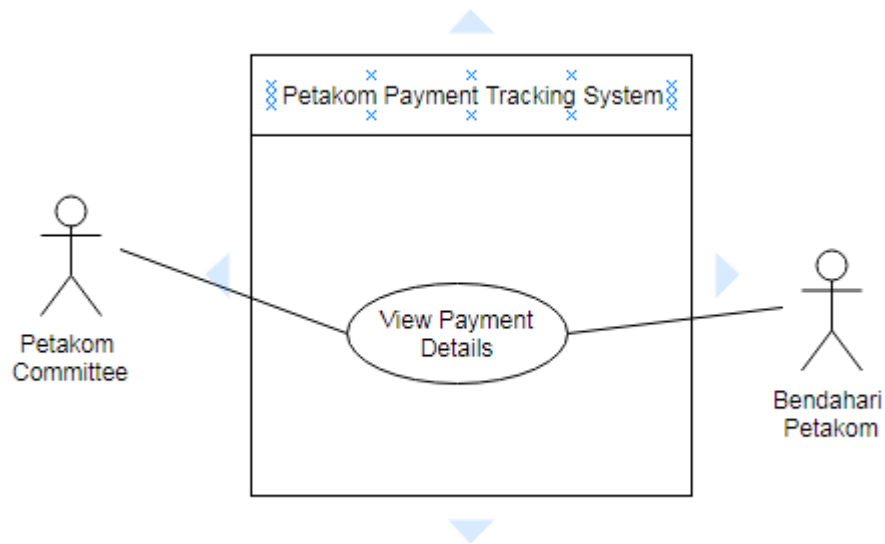


Figure 3.4 Use Case View Payment Details

Table 3.4 View Payment Details

Use Case ID	UPPTS-04
Brief Description	This use case provides Petakom committee or bendahari to view the payment details
Actor	Petakom committee, bendahari

Pre-Conditions	<ol style="list-style-type: none"> 1. Login as committee or admin 2. System displays on committee homepage or dashboard
Basic Flow	<ol style="list-style-type: none"> 1. This use case begins when Petakom committee click “Blog” or Bendahari click on “Data Table”. (SRS_UPPTS_04_01) 2. Then Petakom committee insert keyword to trace the payment details 3. The system displays list of payment details 4. Petakom committee or bendahari view the payment details 5. Use case end
Alternative Flow	Not Applicable
Exception Flow	Not Applicable
Post-Conditions	Payment details are saved in system
Rules	Not Applicable
Constraints	Not Applicable
Sequence Diagram	Refer Appendix
Interface	Refer Appendix

3.5 VIEW PROFILE

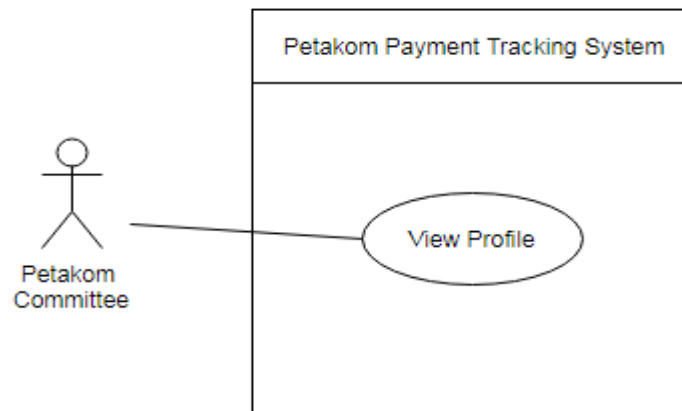


Figure 3.5 Use Case View Profile

Table3.5 View Profile

Use Case ID	UPPTS-05
Brief Description	This use case provides Petakom committee to view their profile
Actor	Petakom committee
Pre-Conditions	<ol style="list-style-type: none"> 1. Login as committee student 2. System displays on committee homepage
Basic Flow	<ol style="list-style-type: none"> 1. This use case begins when Petakom committee click “Profile”. (SRS_UPPTS_05_01) 2. The system displays Petakom committee profile 3. Petakom committee view profile 4. Use case end
Alternative Flow	Not Applicable
Exception Flow	Not Applicable

Post-Conditions	Petakom committee details are saved in system
Rules	Not Applicable
Constraints	Not Applicable
Sequence Diagram	Refer Appendix
Interface	Refer Appendix

3.6 MANAGE BLOG



Figure 3.6 Use Case Manage Blog

Table 3.6 Manage Blog

Use Case ID	UPPTS-06
Brief Description	This use case provides Petakom committee or bendahari to delete or add blog information
Actor	Petakom committee, bendahari
Pre-Conditions	1. Login as admin or committee
Basic Flow	<ol style="list-style-type: none"> 1. This use case begins when student click “Compose New Blog” on “About” page or Bendahari click on delete icon at “Data Table” page. (SRS_UPPTS_06_01), (SRS_UPPTS_06_02) 2. The student clicks on “Publish Blog” to post blog information. 3. The system remains in the same page
Alternative Flow	Not Applicable
Exception Flow	Not Applicable
Post-Conditions	Information will be post in Blog page
Rules	Not Applicable
Constraints	Not Applicable
Sequence Diagram	Refer Appendix
Interface	Refer Appendix

3.7 VIEW BLOG

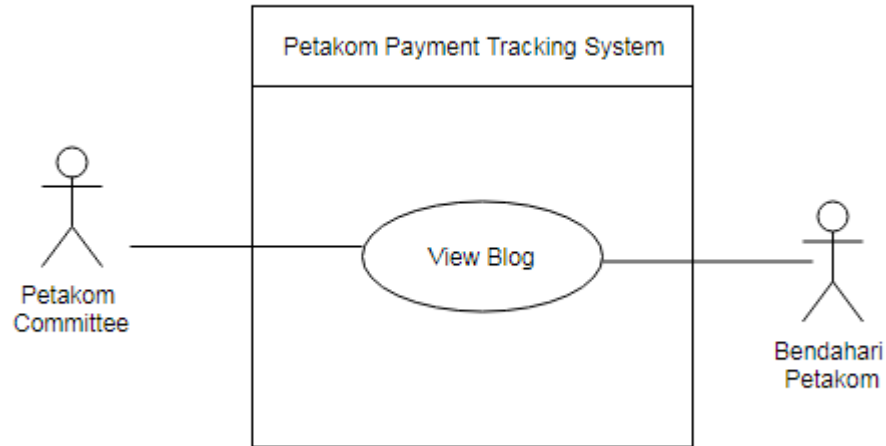


Figure 3.7 Use Case View Blog

Table 3.7 View Blog

Use Case ID	UPPTS-07
Brief Description	This use case provides Petakom committee or bendahari to view blog information
Actor	Petakom committee, bendahari
Pre-Conditions	1. Login as admin or committee
Basic Flow	1. This use case begins when student click “Blog” on “About” page or Bendahari click on “Data Table” page. (SRS_UPPTS_07_01), (SRS_UPPTS_07_02)
Alternative Flow	Not Applicable
Exception Flow	Not Applicable
Post-Conditions	Information will be post in Blog page
Rules	Not Applicable
Constraints	Not Applicable
Sequence Diagram	Refer Appendix
Interface	Refer Appendix

4.0 REQUIREMENT TRACEABILITY

The following are the list of requirement traceability:

Table 3.8 Requirement traceability

Requirement	Description
(SRS_UPPTS_01_01)	The actor enters the details needed
(SRS_UPPTS_02_01)	The actor enters the profile details
(SRS_UPPTS_03_01)	The actor enters registration details
(SRS_UPPTS_04_01)	The actor enters tracking payment details
(SRS_UPPTS_05_01)	The actor enters profile interface
(SRS_UPPTS_06_01)	The actor enters new compose blog
(SRS_UPPTS_06_02)	The actor enters data table
(SRS_UPPTS_07_01)	The actor enters blog interface
(SRS_UPPTS_07_02)	The actor enters data table

5.0 SYSTEM REQUIREMENT APPROVAL

	Name	Date
<p>Authenticated by:</p> <hr/> <p>Developer</p>	SARAH NABIHA BT HAMDAN	
<p>Approved by:</p> <hr/> <p>Student</p>	PETAKOM UMP	

APPENDIX A-1: SEQUENCE DIAGRAM

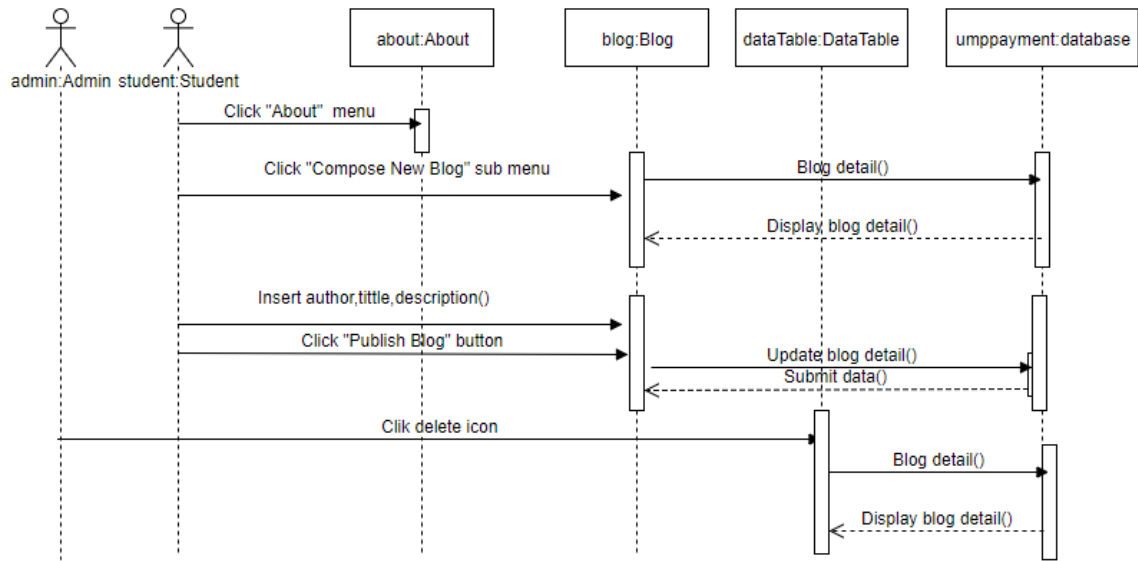


Figure A-1.1 Manage Blog




Figure A-1.2 Manage Profile

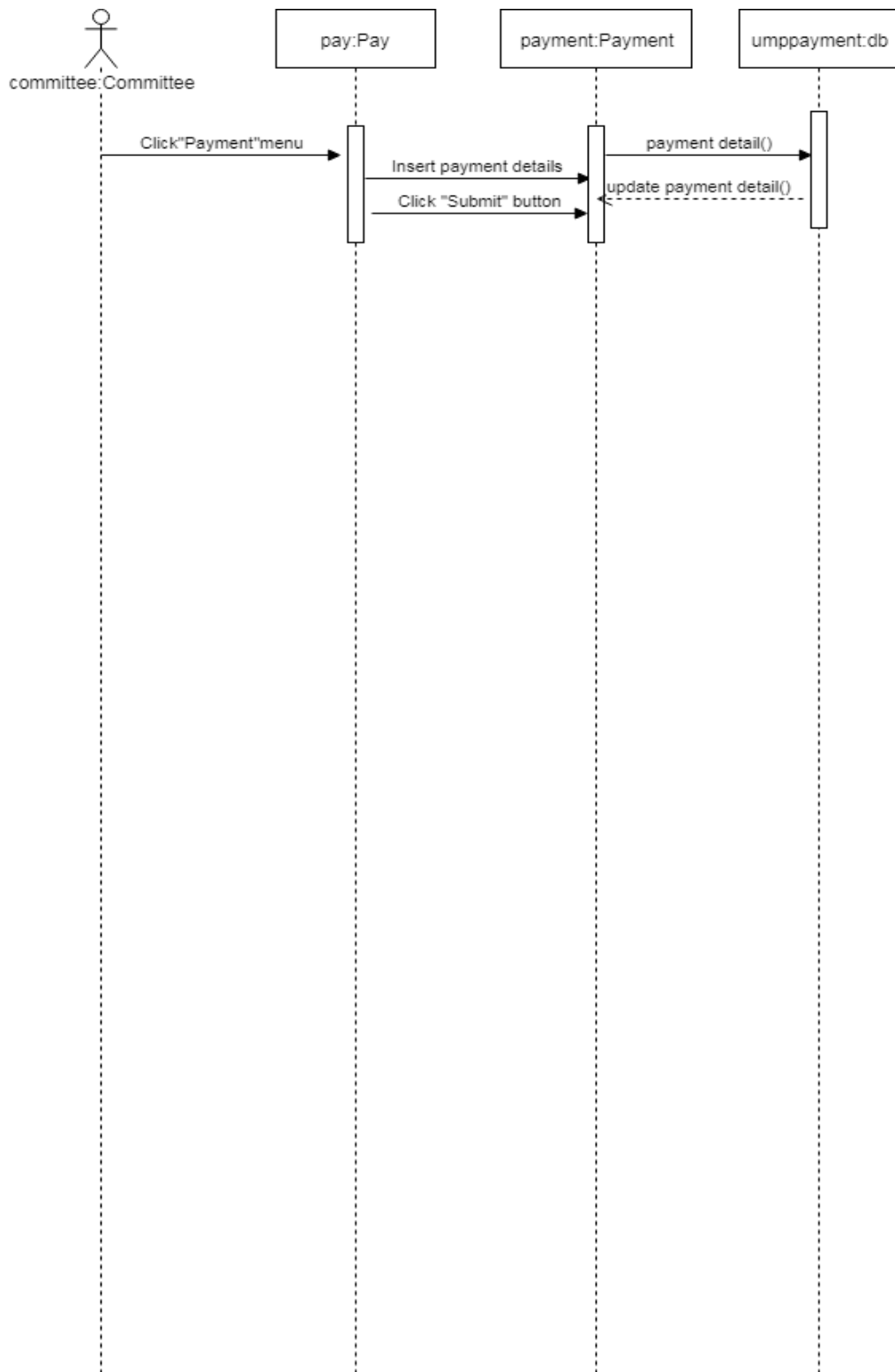


Figure A-1.3 Manage Payment

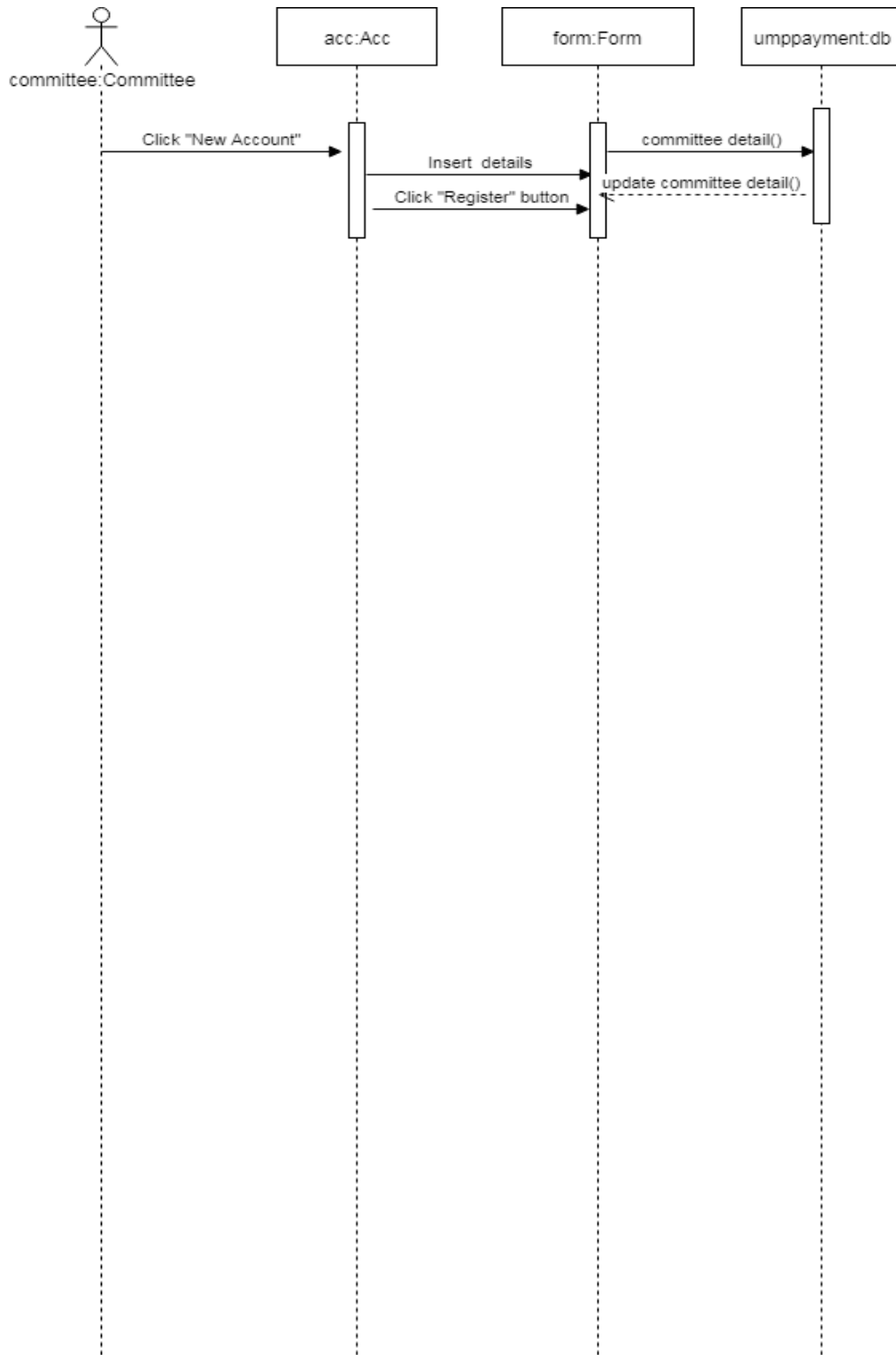


Figure A-1.4 Registration Account

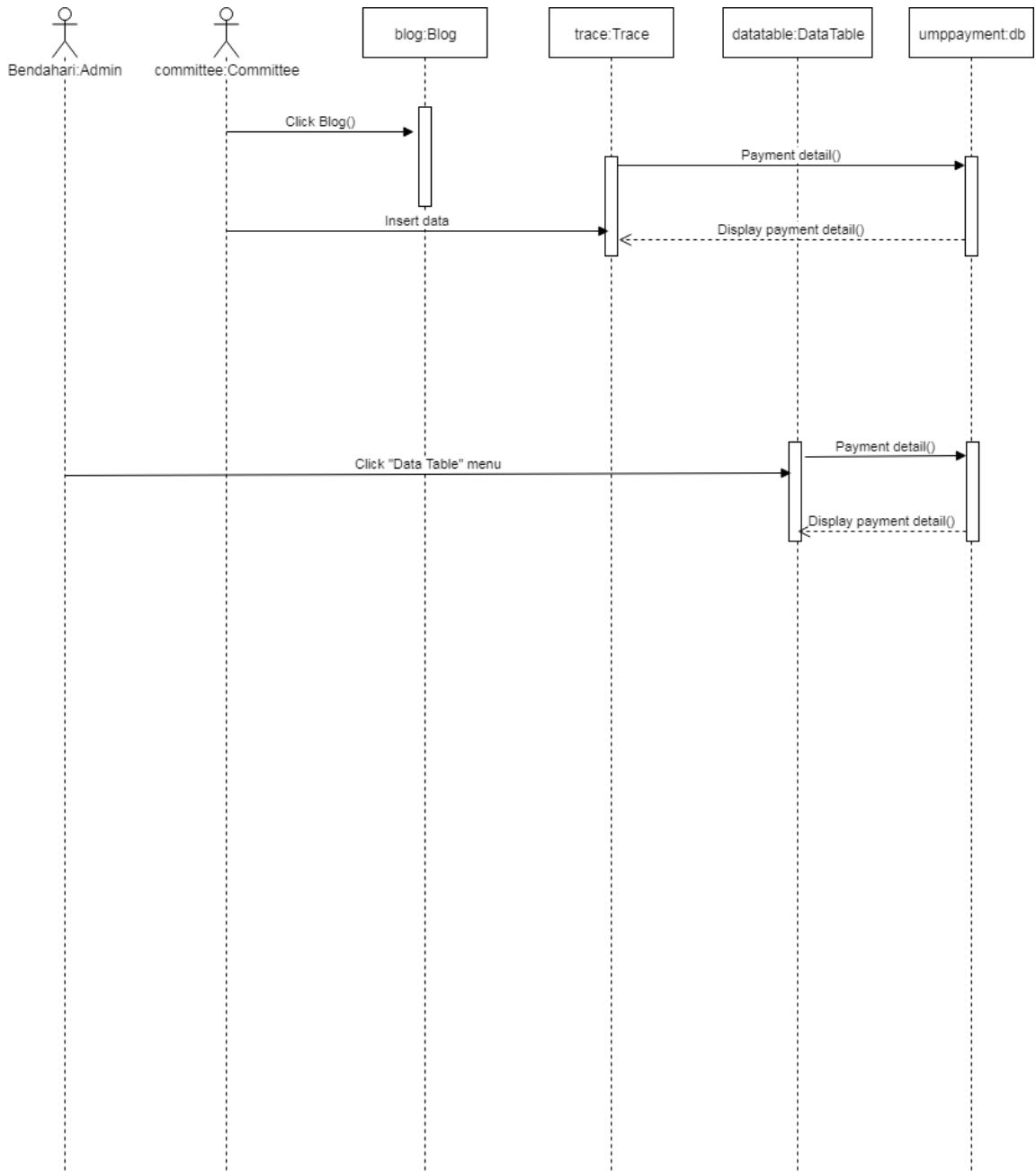


Figure A-1.5 View Payment




Figure A-1.6 View Profile

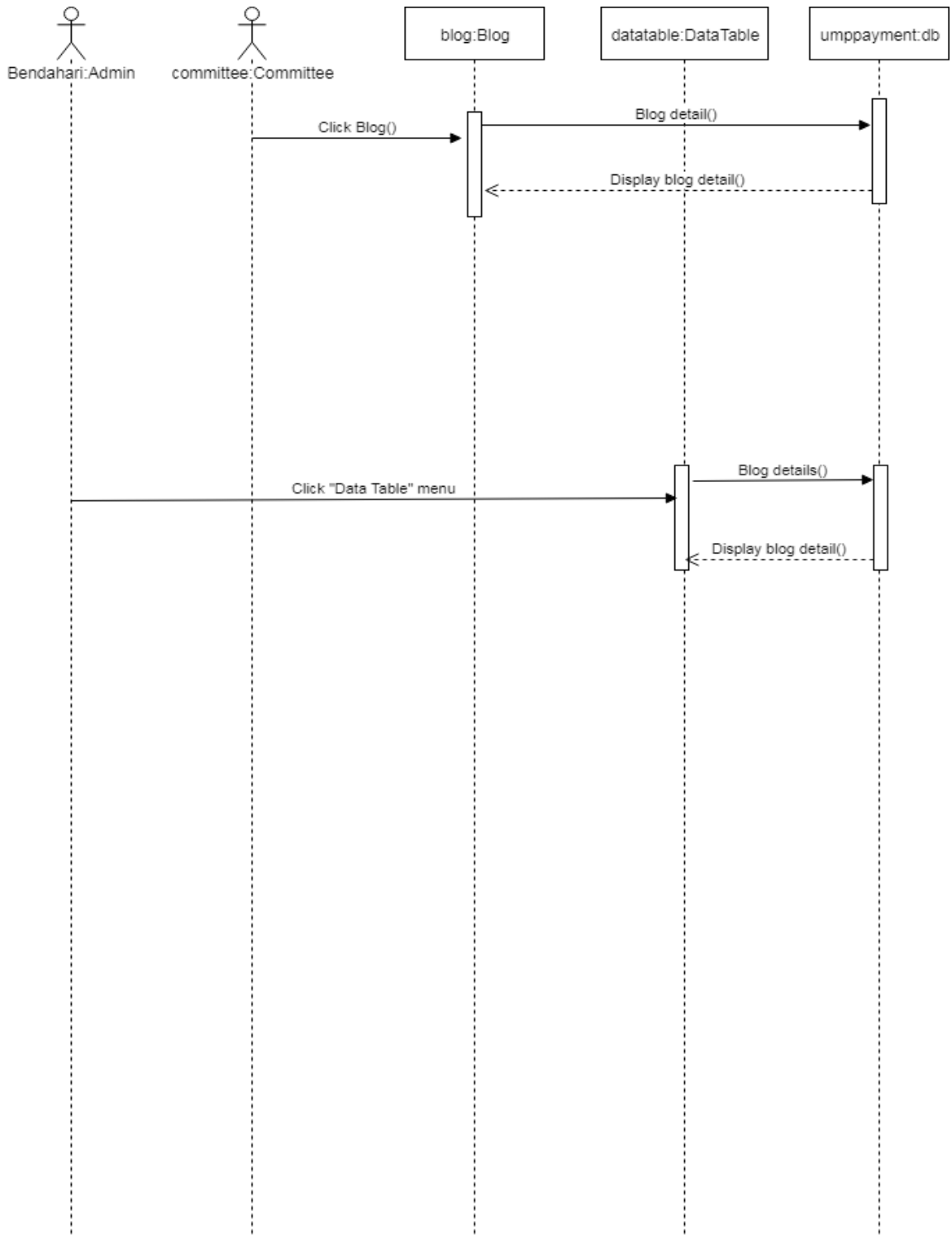


Figure A-1.7 View Blog

APPENDIX B-1: INTERFACE

Latest Info

Jaket Fakulti

Attention!!! Due date last payment of jacket faculty 1 June 2018

sasa

MoU Between FSKKP UMP with IS:LINK

MoU Between FSKKP UMP with IS:LINK In conjunction with the International Conference on Software Engineering & Computer Systems 2017 (ICSECS'17), Faculty of Computer Systems & Software Engineering (FSKKP) #UMPMalaysia signed a Memorandum of Understanding (MoU) with IS: Link to expand cooperation especially in international academic fields. Visit <http://fskkp.ump.edu.my> for full details.

Anonymous

Tracking Payment

Figure B-1.1 Blog

DATA TABLES

Name	Matric ID	Email	Contact	Status
Ahmad Shukri Bin Yusof	cc13074	shukriyusof65@gmail.com	0109218525	Approve
sasa	cb123	sarah.seera@yahoo.com	0186514922	Approve

Author	Title	Description	Delete
Anonymous	MoU Between FSKKP UMP	MoU Between FSKKP UMP with IS:LINK In conjunction with the International Conference on Software Engineering & Computer Systems 2017 (ICSECS17), Faculty of Computer Systems & Software Engineering (FSKKP) #UMPMalaysia signed a Memorandum of Understanding (MoU) with IS: Link to expand cooperation especially in international academic fields. Visit http://fskkp.ump.edu.my for full details.	Delete
sasa	Jaket Fakulti	Attention!!! Due date last payment of jacket faculty 1 June 2018	Delete


Name	Payment	Description	Amount	Status
SARAH	Pembelian buku latihan oracle 12g	200.00	Success	
SARAH	Pembayaran yuran ahli bagi sesi 2017/2018	80.00	Success	
SARAH	Jaket fakulti 2017/2018	90.00	Success	
SARAH	JACKET FACULTY	90.00	Success	

Figure B-1.2 Data Table

User Details

[Logout](#)

Home	Blog	Payment	About
------	------	---------	-------

 <p>Profile Picture avatar</p> <p>Upload a different photo</p> <p><input type="button" value="Choose file"/> <input type="button" value="Browse"/></p>	<p>Profile Compose New Blog Edit</p> <p>Name <input type="text" value="sasa"/></p> <p>Email <input type="text" value="sarah.seera@yahoo.com"/></p> <p>Contact <input type="text" value="0186514922"/></p> <p>Address <input type="text" value="kk1"/></p> <p><input type="button" value="Cancel"/> <input type="button" value="Save Changes"/></p>
---	--

© Company 2018

Figure B-1.3 Edit Profile



INVALID Matric ID or password combination !!!

[Back To Home](#)

© 2018 All Rights Reserved

Figure B-1.4 Error Page



Location

- [Gambang Campus Map](#)
Coordinate :
3.718491,103.120784
- [Pekan Campus Map](#)
Coordinate :
3.546709,103.435332



E-community

Matric Number:

Password:

Category Admin ▾

[Login](#)

[New Account](#)

Figure B-1.5 Home Page

Universiti Malaysia PAHANG

WORKSHOP ON UMP MANAGEMENT & ADMINISTRATIVE TRANSFORMATION, AGENDA 2.0 (SERIES 1)

6 DECEMBER 2017
9.00 AM - 5.00 PM
BANQUET HALL, CHANCELLORY TUN ABDUL RAZAK
UNIVERSITI MALAYSIA PAHANG, PEKAN CAMPUS

Location

- [Gambang Campus Map](#)
Coordinate :
3,718491,103.120784
- [Pekan Campus Map](#)
Coordinate :
3,546709,103.435332



E-community

Name:

Matric Number:

Contact:

Figure B-1.6 Login

Reference

Name

Matric Id

IC/Passport No

Contact Number

Description :

Amount

Figure B-1.7 Payment Form

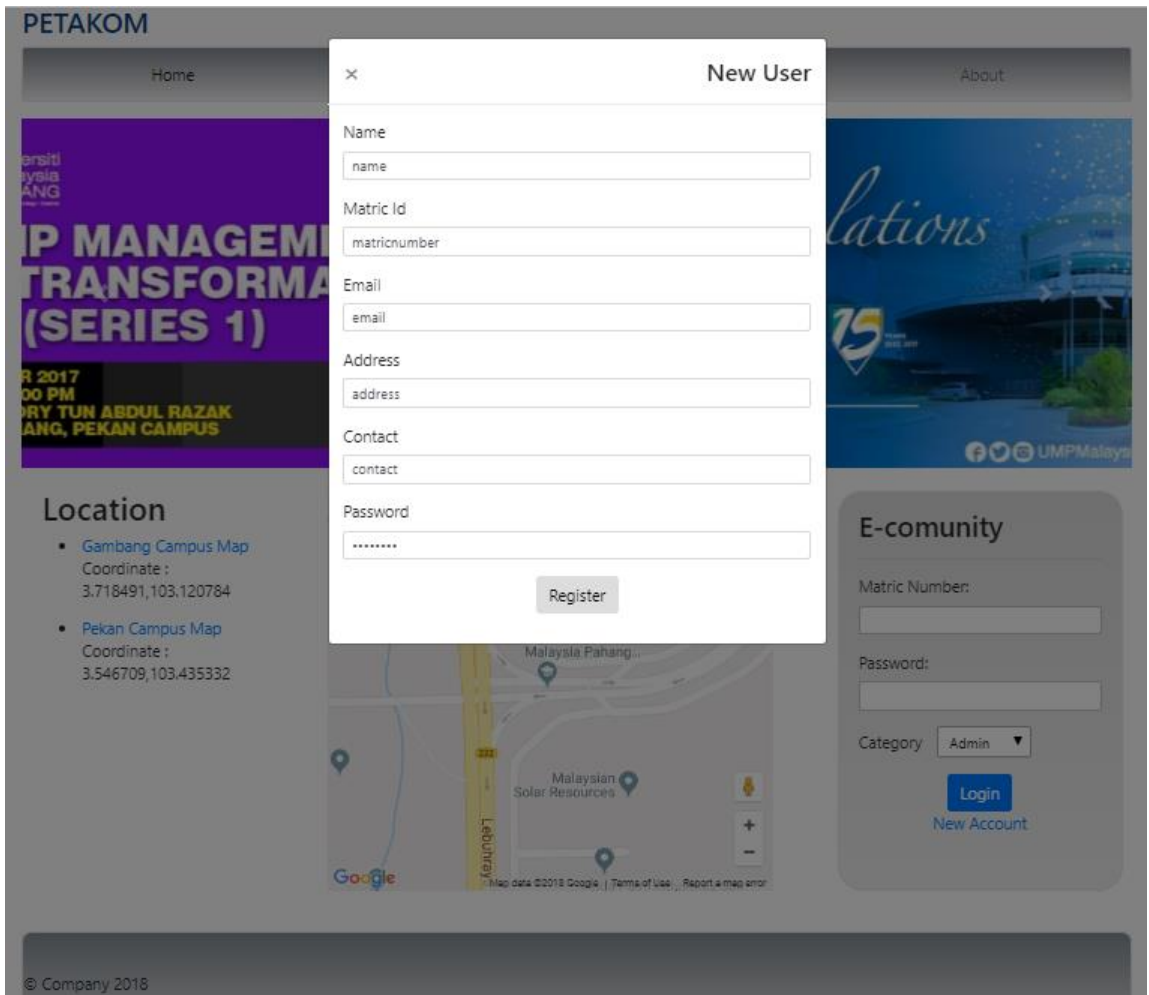


Figure B-1.8 Register

User Details

Logout

Home Blog Payment About

Profile Picture
avatar
Upload a different photo
Choose file Browse

User Profile
 Profile Compose New Blog Edit

Name
sasa

Matric Id
cb123

Contact
0186514922

Address
kk1

© Company 2018

Figure B-1.9 Profile Details

Email: Admin Support: +90-897-678-44

DASHBOARD DATA TABLES LOGOUT

DASHBOARD

Approval

Name	Matric Id	Email	Contact	Status
Wan Mohd Zharif	cb456	zaref@gmail.com	0195502766	Approve

Payment

Name	Payment	Description	Amount	Status
Wei	Dinner Petakom	50.00	Pending	

© Company 2018

Figure B-1.10 Dashboard

Home Blog Payment About

Profile Picture
avatar
Upload a different photo

[Profile](#) [Compose New Blog](#) [Edit](#)

Author:

Blog Title:

Blog Description :

© Company 2018

Figure B-1.11 Compose New Blog

Payment Details

SARAH
CB14039
950120106184
0182814611
Jaket fakulti 2017/2018
90.00

Tracking Payment	
<input type="text" value="Trace here..."/>	<input type="button" value="Go!"/>

Figure B-1.12 Tracking Payment

Version

1

PETAKOM PAYMENT TRACKING SYSTEM

Faculty of Computer System & Software Engineering

Software Requirement Specification (SDD)

Table Content	Page
LIST OF TABLES	Error! Bookmark not defined.
LIST OF FIGURES	Error! Bookmark not defined.
1.0 DATA DICTIONARY	Error! Bookmark not defined.
2.0 PRELIMINARY DESIGN	Error! Bookmark not defined.
2.1 System Architecture	Error! Bookmark not defined.
2.1.1 Static Organization.....	Error! Bookmark not defined.
2.1.2 Dynamic Organization	Error! Bookmark not defined.
3.0 DETAILED DESIGN	Error! Bookmark not defined.
3.1 Manage Payment Details.....	Error! Bookmark not defined.
3.2 Manage Blog.....	Error! Bookmark not defined.
3.3 View Blog	Error! Bookmark not defined.
3.4 Manage Profile	Error! Bookmark not defined.
3.5 Register Account.....	Error! Bookmark not defined.
3.6 View Payment	Error! Bookmark not defined.
3.7 View Profile	Error! Bookmark not defined.
4.0 SYSTEM DESIGN APPROVAL	Error! Bookmark not defined.

LIST OF TABLES

TABLE NO		PAGE
Table 1.1	Data Dictionary for Blog.....	1
Table 2.2	Data Dictionary for Payment.....	1
Table 2.3	Data Dictionary for Users.....	2

LIST OF FIGURES

FIGURE NO		PAGE
Figure 2.1	Static Organization of PPTS.....	3
Figure 2.2	Dynamic Organization of PPTS.....	4
Figure 3.1	Manage Payment Details.....	5
Figure 3.2	Manage Blog.....	6
Figure 3.3	View Blog.....	7
Figure 3.4	Manage Profile.....	8
Figure 3.5	Register Account.....	9
Figure 3.6	View Payment.....	10
Figure 3.7	View Profile.....	11

1.0 DATA DICTIONARY

Table 1.1 Data Dictionary for Blog

Field Name	Description	Data Type	Constraints
id	No of post blog	Int(5)	Primary Key
author	Author of blog	Varchar(255)	
title	Tittle of blog	Varchar(255)	
description	Details of blog	Longtext	

Table 2.2 Data Dictionary for Payment

Field Name	Description	Data Type	Constraints
id	No of payment	Int(5)	Primary Key
name	Student's name	Varchar(255)	
matricid	Student's ID	Varchar(255)	
passport	Identity card of student	Varchar(255)	
contact	Contact number of students	Varchar(255)	
payment	Category of payment	Varchar(255)	
amount	Amount of payment	Varchar(255)	

description	Details of payment	Longtext	
status	Payment status	Varchar(255)	

Table2.3 Data Dictionary for Users

Field Name	Description	Data Type	Constraints
id	No of student list	Int(11)	Foreign Key
name	Student's name	Varchar(255)	
matricid	Student's ID	Varchar(255)	Primary Key
email	Email of student	Varchar(255)	
contact	Contact number of student	Varchar(255)	
payment	Category of payment	Varchar(255)	
address	Student's address	Varchar(255)	
category	Category of user	Varchar(255)	
approval	Approval of payment	Varchar(255)	
imagepath	Path of image	Varchar(255)	

2.0 PRELIMINARY DESIGN

2.1 System Architecture

2.1.1 Static Organization

Figure 2.1 shows static organization inside Petakom Payment Tracking System

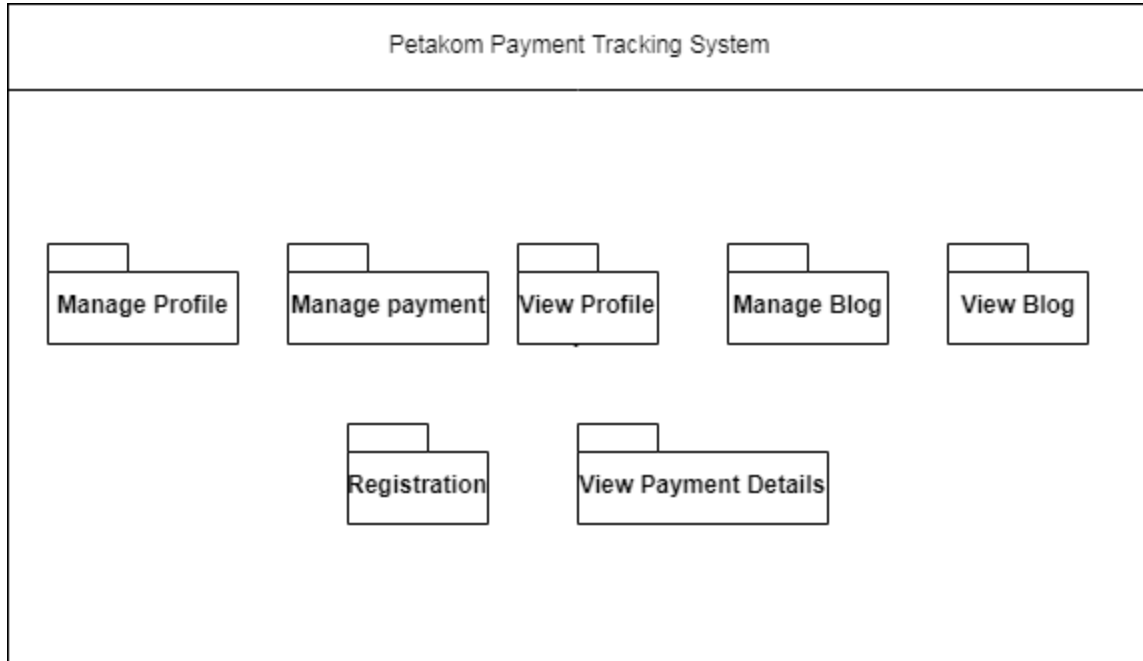


Figure 2.1 Static Organization of PPTS

Following below explains more detail for each package

1. Manage Profile

This package able for Petakom committee editing their profile

2. Manage Payment

This package able for Petakom committee to record the payment details

3. View Payment Details

This package able for Petakom committee and bendahari to view the payment details

4. View Profile

This package able for Petakom committee and bendahari to view Petakom committee profile

5. View Blog

This package responsible to provide Petakom committee to view blog

6. Registration

This package provides Petakom committee to insert the Petakom committee details to create a new account of Petakom Payment Tracking System

7. Manage Blog

This package provides Petakom committee and bendahari to edit and delete the blog

2.1.2 Dynamic Organization

Figure 2.2 shows dynamic organization inside Petakom Payment Tracking System

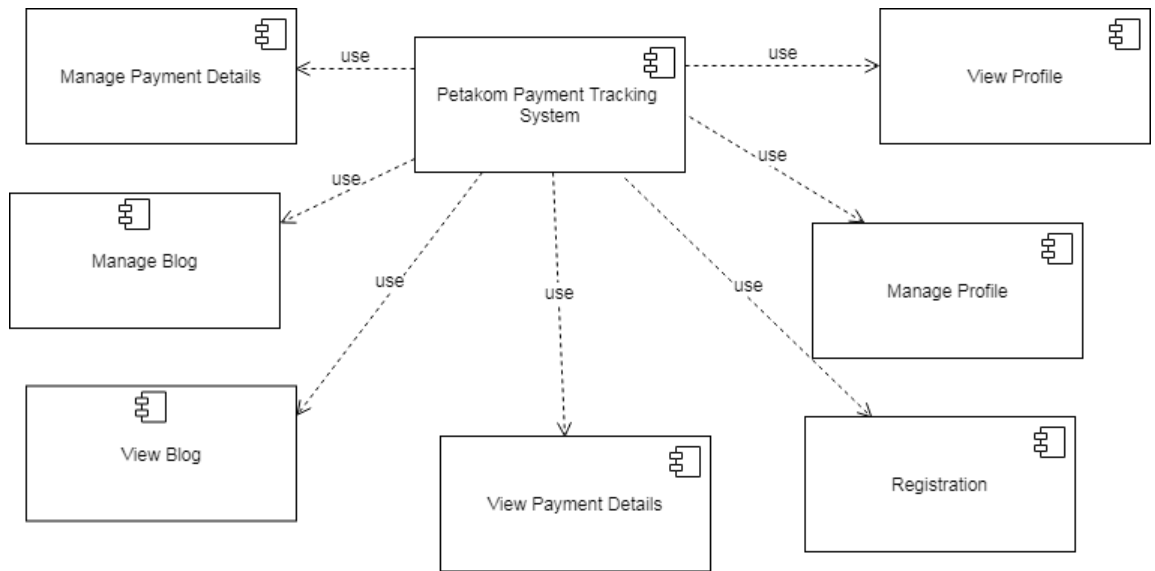


Figure 2.2 Dynamic Organization of PPTS

3.0 DETAILED DESIGN

3.1 Manage Payment Details




Figure 3.1 Manage Payment Details

Class Type : PaymentForm

Responsibility : Allow Petakom committee to record payment

Attribute : name, matricid, passport, contact, amount

Method : submit(): To submit the payment details

setName(): To add student name

setMatricid(): To add matric ID of student

setPass(): To add identity card of student

setContact: To add student phone number

setAmount: To add amount of paymen

3.2 Manage Blog

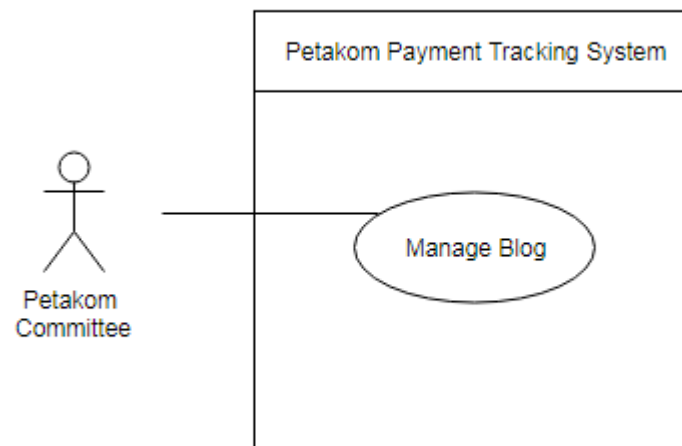


Figure 3.2 Manage Blog

Class Type : Blog

Responsibility : Allow Petakom committee or Bendahari to update or delete blog

Attribute : author, title, description

Method : setAuthor(): To add the author's name

setTittle(): To add tittle of blog post

setDesc(): To add descriptions of blog

3.3 View Blog

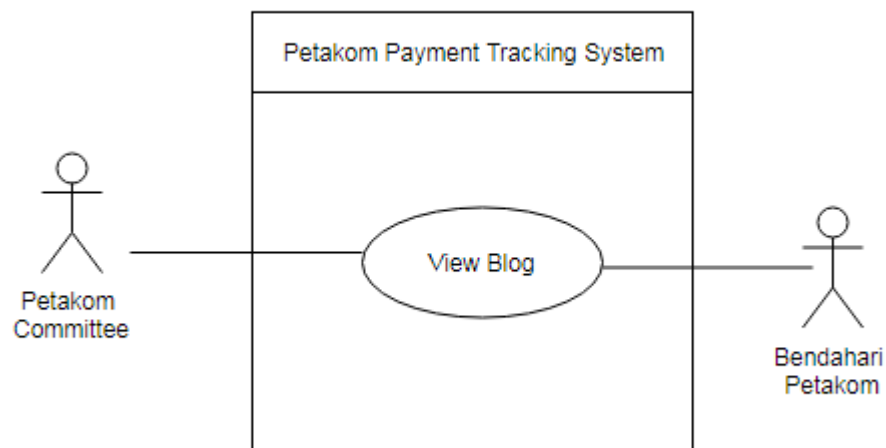


Figure 3.3 View Blog

Class Type : Blog

Responsibility : Allow Petakom committee or bendahari to view blog

Attribute : author, title, description

Method : getAuthor(): To add the author's name

getTittle(): To add tittle of blog post

getDesc(): To add descriptions of blog

3.4 Manage Profile

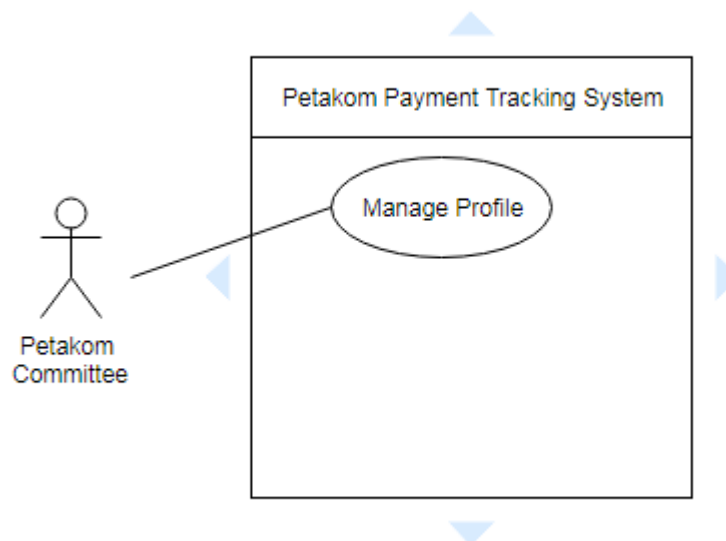


Figure 3.4 Manage Profile

Class Type : Profile

Responsibility : Allow Petakom committee to edit profile

Attribute : name, address, contact, email

Method : setEmail(): To add student's email

setName(): To add student name

setContact: To add student phone number

setAddress: To add student's address

3.5 Register Account




Figure 3.5 Register Account

Class Type : Registration

Responsibility : Allow Petakom committee to enroll into the system

Attribute : name, matricid, password, contact, email, category, address

Method : setEmail(): To add student's email

setName(): To add student name

setContact: To add student phone number

setAddress: To add student's address

setMatricid(): To add matric ID of student

setPass(): To add password

setCategory(): To add category of user

3.6 View Payment

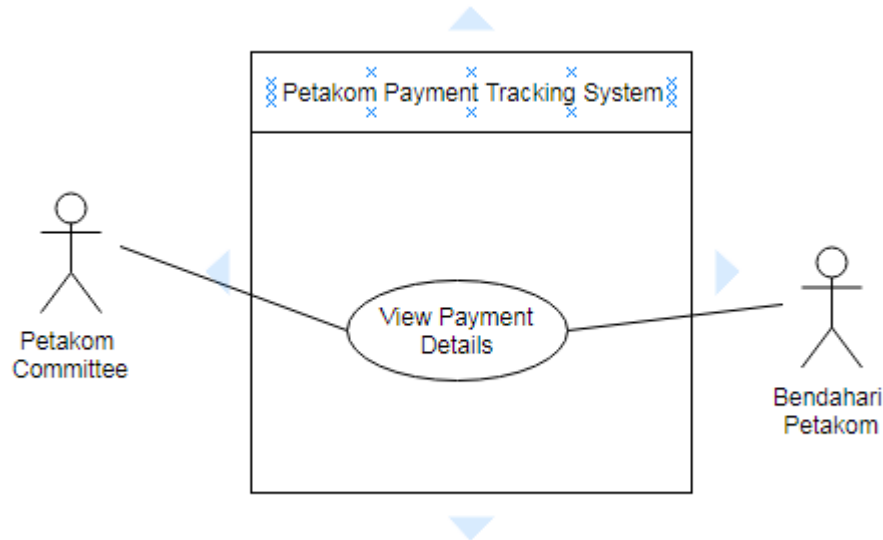


Figure 3.6 View Payment

Class Type :PaymentForm

Responsibility : Allow Petakom committee or bendahari to view payment details

Attribute : name, matricid, passport, contact, amount

Method : submit(): To submit the payment details

setName(): To add student name

setMatricid(): To add matric ID of student

setPass(): To add identity card of student

setContact: To add student phone number

setAmount: To add amount of payment

3.7 View Profile

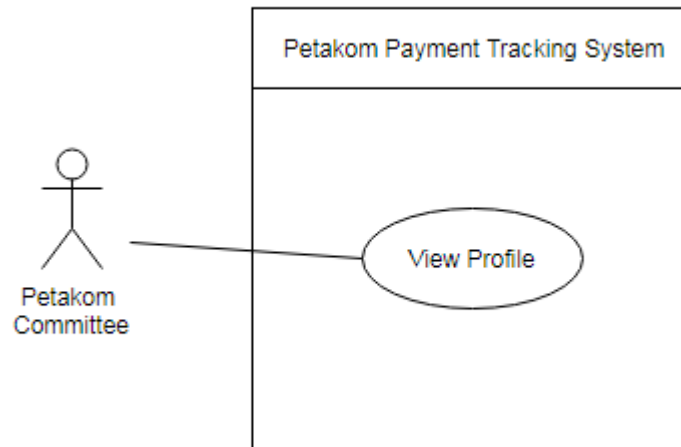


Figure 3.7 View Profile

Class Type :ViewProfile

Responsibility : Allow Petakom committee to view profile

Attribute : name, address, contact, email

Method : getEmail(): To obtain student's email

getName(): To obtain student name

getContact: To obtain student phone number

getAddress: To obtain student's address

4.0 SYSTEM DESIGN APPROVAL

	Name	Date
<p>Authenticated by:</p> <p>_____</p> <p>Developer</p>	<p>SARAH NABIHA BT HAMDAN</p>	
<p>Approved by:</p> <p>_____</p> <p>Student</p>	<p>PETAKOM UMP</p>	

Version

1

PETAKOM PAYMENT TRACKING SYSTEM

Faculty Computer System & Software Engineering (FSKKP)

PREPARED BY: SARAH NABIHA BINTI HAMDAN

User Acceptance Test (UAT)

TABLE OF CONTENT

Table Content

Page

1.0	TESTING REPORT	1
2.0	SYSTEM TESTING APPROVAL	5

LIST OF TABLE

Table No	Title	Page
1.1	Test Case Login	1
1.2	Test Case Registration	2
1.3	Test Case Edit/Delete Petakom Committee and bendahari	3
1.4	Test Case View Petakom Committee Details	3
1.5	Test Case Edit Petakom Committee Profile	4
1.6	Test Case Payment	4

1.0 TESTING REPORT

The reason for this report as User Acceptance Testing (UAT) process for the system. The functional testing can be separating into four components in testing. The four components are -unit testing, integration testing, system testing and acceptance testing.

For the system testing, the tester will go through the instruction in the user manual. Any errors or problems found by the user will be recorded in this form. This form also needs to be signed by the user after the test is finished. The test case is shown in the table below.

Table 1.1: Test Case Login

No.	Event	Test Data	Expected Result	Actual Result	Pass/Fail	Comment
1.	Login with right input for committee	Insert username, password and category	System will go to the home page	System execute home page	Pass	
2.	Login with wrong input	Insert wrong username, password and category.	System will notify user the username and password is wrong.	System notifies user the username and password is wrong.	Pass	
3.	Login with right input for administrator	Insert username, password and category	System will go to the home page	System execute to dashboard page	Fail	System do not execute to the home page

Table 1.2: Test Case Registration

No.	Event	Test Data	Expected Result	Actual Result	Pass/ Fail	Comment
1.	Committee not inserts any data for each text field.	Add empty data in the system.	System will give notification that user to insert data for each text field.	System gives notification to user insert data for each text field.	Pass	
2.	Committee insert incomplete students info	Add student name, email, address, and contact number.	System will display pop out alert to which text field did not complete.	System display pop out alert for missing input text field.	Pass	

Table 1.3: Test Case Edit/Delete Blog for Petakom Committee and bendahari

No.	Event	Test Data	Expected Result	Actual Result	Pass /Fail	Comment
1.	Post new blog	Insert blog details.	System will display the latest blog in the blog page.	System refreshing at the same page.	Fail	System only save the blog details and not display on the blog page.
2.	Delete blog.	Click delete button to delete blogs listed.	System will notify that the student has been deleted from the database.	System deletes the chosen blog post.	Fail	System only delete blog post. No notification display.

Table 1.4: Test Case View Petakom Committee and Payment Details

No.	Event	Test Data	Expected Result	Actual Result	Pass/ Fail	Comment
1.	View list of all student details	Click button Data Table.	System display committee in the data table.	System display student in the data table.	Pass	
2.	View list of all payment details	Click button Data Table	System display committee in the data table.	System display student in the data table.	Pass	

Table 1.5: Test Case Edit Petakom Committee Profile

No.	Event	Test Data	Expected Result	Actual Result	Pass/Fail	Comment
1.	Update committee profile	Edit committee information.	System displays the latest committee information on profile page.	System updates data and refresh on same page.	Fail	System only updates data not display on the profile page.

Table 1.6: Test Case Payment

No.	Event	Test Data	Expected Result	Actual Result	Pass/Fail	Comment
1.	Committee record payment	Committee click on the button payment.	System will go to payment interface.	System display payment interface.	Pass	
2.	Committee make payment without login	Committee click on payment button without login to account	System displays error page	System displays error page	Pass	
3.	Committee insert incomplete payment details	Committee do not insert amount.	System will display pop out alert to which text field did not complete.	System display pop out alert for missing input text field.	Pass	

2.0 SYSTEM TESTING APPROVAL

	Name	Date
Verified By:		

Developer		
Approved by:		

PETAKOM UMP		