

Available online at [www.sciencedirect.com](http://www.sciencedirect.com)

ScienceDirect

journal homepage: [www.elsevier.com/locate/ijhe](http://www.elsevier.com/locate/ijhe)

# Sustainable hydrogen energy in aviation – A narrative review

Talal Yusaf <sup>a,b,\*</sup>, Abu Shadate Faisal Mahamude <sup>c</sup>, Kumaran Kadirgama <sup>c</sup>,  
Devarajan Ramasamy <sup>c</sup>, Kaniz Farhana <sup>d</sup>, Hayder A. Dhahad <sup>e</sup>,  
ABD Rahim Abu Talib <sup>f</sup>

<sup>a</sup> School of Engineering and Technology, Central Queensland University; QLD Australia

<sup>b</sup> Research Management Center, University Tenaga Nasional (UNITEN), Malaysia

<sup>c</sup> Mechanical & Automotive Engineering Technology, Universiti Malaysia Pahang, Pekan, Pahang, Malaysia

<sup>d</sup> Department of Apparel Engineering, Bangladesh University of Textiles, Dhaka, 1208, Bangladesh


<sup>e</sup> Mechanical Engineering Department, University of Technology, Baghdad 19006, Iraq

<sup>f</sup> Aerospace Engineering, Universiti Putra Malaysia Serdang, Selangor, Malaysia

## HIGHLIGHTS

- Hydrogen is extensively researched and acknowledged as a viable mainstream fuel option.
- Hydrogen fuel is now being tested and utilized as a sustainable green fuel in the aviation sector.
- Numerous countries and companies have funded multimillion projects to develop hydrogen-fueled aircraft.
- Empirical data show positive results for various projects.
- New engine modules have been designed to accommodate hydrogen fuel cells economically.

## GRAPHICAL ABSTRACT



## ARTICLE INFO

Article history:

Received 8 June 2022

Received in revised form

27 October 2022

Accepted 23 February 2023

Available online 26 March 2023

Keywords:

Hydrogen

## ABSTRACT

In the modern world, zero-carbon society has become a new buzzword of the era. Many projects have been initiated to develop alternatives not only to the environmental crisis but also to the shortage of fossil fuels. With successful projects in automobile technology, hydrogen fuel is now being tested and utilized as a sustainable green fuel in the aviation sector which will lead to zero carbon emission in the future. From the mid-20th century to the early 21st numerous countries and companies have funded multimillion projects to develop hydrogen-fueled aircraft. Empirical data show positive results for various projects. Consequently, large companies are investing in various innovations undertaken by researchers under their supervision. Over time, the efficiency of hydrogen-fueled aircraft has

\* Corresponding author. School of Engineering and Technology, Central Queensland University; QLD Australia.

E-mail address: [t.yusaf@cqu.edu.au](mailto:t.yusaf@cqu.edu.au) (T. Yusaf).

<https://doi.org/10.1016/j.ijhydene.2023.02.086>

0360-3199/© 2023 The Authors. Published by Elsevier Ltd on behalf of Hydrogen Energy Publications LLC. This is an open access article under the CC BY-NC-ND license (<http://creativecommons.org/licenses/by-nc-nd/4.0/>).

Aircraft  
Fuel cell  
Engine

improved but the lack of refueling stations, large production cost, and consolidated carbon market share have impeded the path of hydrogen fuel being commercialized. In addition, the Unmanned Aerial Vehicle (UAV) is another important element of the Aviation industry, Hydrogen started to be commonly used as an alternative fuel for heavy-duty drones using fuel cell technology. The purpose of this paper is to provide an overview of the chronological development of hydrogen-powered aircraft technology and potential aviation applications for hydrogen and fuel cell technology. Furthermore, the major barriers to widespread adoption of hydrogen technology in aviation are identified, as are future research opportunities.

© 2023 The Authors. Published by Elsevier Ltd on behalf of Hydrogen Energy Publications LLC. This is an open access article under the CC BY-NC-ND license (<http://creativecommons.org/licenses/by-nc-nd/4.0/>).

## Introduction

The global energy market is worth approximately \$1.5 trillion and it primarily depends on fossil fuels [84]. However, as a non-renewable natural resource, fossil fuels are a major source of concern [49,58]. The US Department of Energy (DOE) created the Office of Clean Energy Demonstrations to deploy advanced green technology in December 2021 through a federal grant of \$21.5 billion. Renewable hydrogen received the largest amount of the budget of \$9.5 billion, to commercialize novel technologies and build four regional hubs as well as a recycling and manufacturing program. Green hydrogen is already a focal point of the Department of Energy's projects, intending to lower the cost of renewable hydrogen production by 80% over the next decade [46]. High fossil fuel usage and consumption in the power and transportation sectors increase pollutant emissions, resulting in serious negative externalities and environmental degradation [5,59] and placing policymakers in a difficult position. On the one hand, acquiring new sustainable energy sources is a challenge; on the other hand, continuous extraction and combustion of fossil fuels are required to meet rising energy demands, but with serious environmental consequences [3,38]. Emissions are directly related to the amount of fuel used in the power and transportation sectors, and it is important to note that these pollutants have a serious impact on the environment and living conditions [42]. Research suggests that physical and mental problems and respiratory diseases in children due to air pollution from fossil fuels creates are now common in society [36,55]. Recently, the fossil fuel economy and its increased consumption as an energy source have been concerning due to the corresponding increase in carbon emissions. Scientific studies highlight the need for sustainable alternative energy options considering the many complex issues associated with emissions caused by fossil fuel dependence [37,50,76].

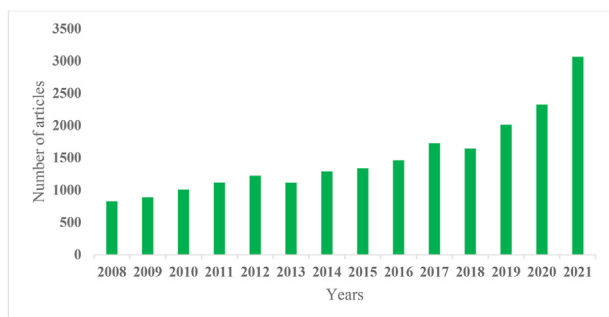
As the use of fossil fuels grows around the world, local air quality suffers, and greenhouse gas (GHG) emissions rise. Transportation (road, air, marine, and other) accounts for 33% of emissions in the United States, with road transport accounting for nearly three-quarters of this total; power plants account for another 41%, industry and agriculture account for 16%, and other sources account for 10% [24]. For these reasons,

there is a growing interest in using hydrogen produced from low-emission primary energy sources, particularly renewable energy, as an alternative transportation fuel to gasoline and diesel, as well as an energy store to ensure a reliable and continuous supply from intermittent and variable renewable energy sources. A growing number of studies as shown in Fig. 1 state that hydrogen could play an important role in the global sustainable energy strategy that, on the one hand, effectively reduces the threat of climate change while also providing a zero-emission fuel for transportation to allow a gradual transition away from depleting gasoline resources [6]. Acceptance of hydrogen energy as a substitute for fossil fuels could be a significant step toward decarbonization and meeting the energy sector's needs. When compared to other options, hydrogen can be an excellent choice in a variety of fields. However, there is a slew of possible environmental issues that go beyond manufacturing and distribution systems to include how hydrogen is used in fuel cells and combustion routes. Hydrogen has gotten minimal attention in research and policy, which may explain the generally held belief that when hydrogen energy is used, nothing but water is discharged as a by-product [110]. While hydrogen is not a renewable energy source, it is the most plentiful element in the universe, and hydrogen gas may be produced using renewable power. This is significant because, while Australia has had enough fossil fuel-based resources for electricity generation for more than 150 years, it is a major importer of transportation fuels, particularly petroleum and diesel.

The hydrogen fuel cell, which uses hydrogen to produce power while emitting no greenhouse gases and only water, has a promising future as a transportation fuel [112]. Hydrogen is a highly efficient and environmentally friendly fuel. Its combustion emits no greenhouse gases, no ozone-depleting chemicals, and little to no acid rain ingredients or pollution. Hydrogen generated from renewable energy sources (solar, wind, etc.) would result in a permanent energy system that would never need to be changed [85,111]. Hydrogen energy powers a range of services, including drone ambulance services. The fundamental issue is that, even when other 'first responders (police, fire department) are involved, the Emergency Medical Services (EMS) often do not arrive within the critical first 5–10 min following an OHCA (United Nations Office for the Coordination's of Humanitarian

Affairs). Improving response time may have a positive impact on the outcome, but this is limited by the additional expense, lack of competent workers, and geography. Traditional batteries powering existing drones are unable to deliver the flight time required in drone ambulance missions due to the extremely low energy density of conventional batteries. The hydrogen fuel cell (HFC) technology is proving to be a popular source of power in the quest to extend the flight duration of unmanned aerial vehicles (UAVs), due to its unequaled efficiency [95]. Hydrogen derived from low-emission primary energy sources, particularly renewable energy, has the potential to be a viable alternative transportation fuel to gasoline and diesel, helping to reduce greenhouse gas emissions and improve global energy security. One of the most critical components of the distribution infrastructure required to support the operation of hydrogen fuel cell electric vehicles and hydrogen internal combustion engine vehicles is hydrogen fueling stations [67].

In 2009, in Naples Italy, a 30-kW fuel cell power train was subjected to an experimental analysis to elucidate specific concerns about the dynamic behavior of hydrogen fuel cells in automotive applications. The research was carried out on a dynamic test bench capable of simulating the behavior of the reference vehicle, a minibus for collective service in historical centers, on a predefined driving cycle. The transient performance of the fuel cell system was first investigated without electric drive, using electronically controlled electric resistances as load [28]. In 2013, to determine the environmental feasibility of hydrogen as an automotive fuel in Western Australia, a life cycle assessment was conducted. The environmental feasibility criterion has been defined as having life cycle impacts that are equal to or lower than those of gasoline [13]. When the increase in passenger volume is compared to the advancement of aviation technology and the associated efficiency gains, total perturbation emissions increase despite the development of more efficient aircraft. As a result, while component improvements are efficient in terms of fuel costs, a reduction in environmental impact cannot be effectively achieved. To meet the targets, new energy concepts in aircraft construction are required. After the introduction of the turbofan engine, hydrogen as an energy carrier has enormous potential to represent the next revolutionary technological leap. Hydrogen has proven to be a promising energy carrier because it can be produced and used without emitting greenhouse gases [54,73].



**Fig. 1** – Number of research papers published from 2008 to till now in Web of Science, hydrogen as fuel.

Airbus announced plans for the world's first commercial zero-emission aircraft as shown in Fig. 2, which could be in service and carry real passengers as early as 2035 [72], well ahead of many countries' "net-zero" deadlines, including the United Kingdom. Making air travel more sustainable is one of the most pressing issues confronting the airline and aerospace industries today. For every positive step and leap forward taken by the industry, rising passenger numbers and increased demand for air travel have resulted in two steps back. Airbus claims that its concepts for the world's first zero-emission commercial aircraft are ready to take a giant leap forward [52]. The availability of low-cost, green liquid hydrogen (LH<sub>2</sub>) supply infrastructure is shown to have a significant impact on the economy of H<sub>2</sub> aviation. While total DOC may even slightly decrease in the best LH<sub>2</sub> cost case, total DOC (Direct Operating Cost) may also increase by 10–70% (short-range) and 15–102% (medium-range) due to LH<sub>2</sub> costs alone [45].

The purpose of this paper is to provide a comprehensive view of the H<sub>2</sub> fuel infrastructure for the aviation industry. Considering recent advancements in the H<sub>2</sub> economy and their implications for the economics of H<sub>2</sub>-powered aviation. It has reviewed the previous development and present situation of research, especially the green economy and energy as well as the cost of this fuel for the future. The cost impacts are calculated using two conventional (fossil) reference aircraft designs modified with H<sub>2</sub> propulsion technology. At this point, a high-level literature review is conducted to provide a broad perspective on these impacts. The most relevant research gaps are attempted to be identified because of these assessments. Finally, a research agenda for further investigation and evaluation of an aviation system have discussed.

## Chronological history of hydrogen in aviation

Globalization and expanding energy demands are driving up the demand for fossil fuels. As a result, several countries are looking at alternative energy sources, with hydrogen being an efficient and viable option. The development of hydrogen-powered cars in the transportation industry aims to enhance fuel efficiency while drastically lowering exhaust gas emissions and concentration. This study investigated the effects of using hydrogen as a supplementary fuel in spark ignition (SI) and compression ignition (CI) engines on engine performance and gas emissions. The torque, power, and brake thermal efficiency of internal combustion engines drop when hydrogen is used as a fuel, while brake-specific fuel consumption increases. Hydrogen fuel is a clean and sustainable energy source that should be extended due to the reduction of environmental pollutants for most engines and the associated environmental benefits [83]. New energy sources are required to make up for the shortfall and depletion of fossil energy and meet the energy demand. A push for renewable and alternative energy sources first started in the twentieth century. Renewable energy refers to energy sources that are generated by natural processes and are constantly replenished, such as solar energy, wind energy, tidal energy, bio-diesel, methanol, ethanol, and hydrogen [65]. Hydrogen energy is not so modern energy. Scientists proposed using it as an energy source over



**Fig. 2 – The three ZEROe hydrogen-powered aircraft concepts. Top to bottom: turboprop, blended-wing body, and turbofan; Reprinted using Reference [72].**

100 years ago. Table 1 illustrates the history of hydrogen energy in the aviation industry.

The Ion Tiger is an unmanned aerial vehicle (UAV) that runs on hydrogen fuel and a polymer fuel cell. The vehicle has a 17-foot wingspan and weighs 35 pounds. Protonex Technology Corporation built the polymer fuel cell, which produces 550W. In the fall of 2009, the Ion Tiger flew for the first time, achieving unofficial endurance records for fuel cell-powered aircraft by flying for 26 h while carrying a 5-pound payload [23,94]. Many applications for unmanned aerial vehicles (UAVs) necessitate vertical take-off and landing as well as long-range capability. Fixed-wing aircraft require extensive runways to land, and for helicopters with limited range, electric energy remains a bottleneck. It has been introducing NederDrone the latest development, a hybrid lift, hybrid energy hydrogen-powered UAV with 12 propellers that can conduct vertical take-off and landings while flying effectively in forwarding flight thanks to its fixed wings. The energy is provided by a combination of hydrogen-powered Polymer Electrolyte Membrane fuel cells for long-term endurance and lithium batteries for high-power applications. The hydrogen is kept in a pressurized cylinder that the UAV is designed to fly around. So hydrogen power aviation nowadays has been successfully used for Drone technology also [32].

## Design of hydrogen-powered aircraft

From 1999–2004, NASA established a research program aimed at developing aero propulsion technologies that will enable the aviation industry to achieve the above-mentioned air transportation system as displayed in Fig. 3. The goal of environmental protection is to create an emission-free, silent aircraft. To realize the vision for 21st-century air transportation, NASA proposes a phased aero propulsion research approach triggered by technological revolutions and national needs [81].




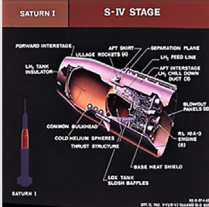
FLOPS (Floating Points Operations per Second) model was introduced for long-range aircraft. Many engineering changes have been required. The big challenge was to accommodate the hydrogen tanks inside the aircraft [19,20,93]. As illustrated in Fig. 3, the fuselage length is determined by the amount of fuel required for the mission, and FLOPS is run iteratively until convergence on the fuel weight and fuselage length is achieved. The length and

weight of the fuel tank are calculated using the different methods described in the design of a cryogenic LH<sub>2</sub> aircraft tank that requires a balance between mechanical and thermal requirements [101]. The weight of the fuel tank is added to the empty weight calculated by FLOPS. An additional 6% weight penalty is applied to the fuselage weight to account for the structure used to connect the main structure of the integral tank to the rest of the fuselage. The integration of the tanks in the fuselage provides a safety advantage because the tanks have a much smaller area for frontal impact than wing tanks and are protected by a significant amount of structure, both ahead and beneath them [21]. The presence of fuel tanks in the fuselage, however, has an impact on more than just the size and weight of the fuselage. Because the fuel is not stored in the wing as kerosene is, the bending moment alleviation effect of the fuel weight is no longer present, resulting in an increased wing weight. The magnitude of this increase is estimated using the wing weight correlation's inertia relief factor [47]. This factor is used to update the bending material weight of FLOPS' wing weight calculation, which accounts for the presence of fuel and engines on the wing. The bending material weight increased by 37% on average across the range of wing areas studied. This results in a 6% increase in overall wing weight [62].

The operation cost of hydrogen-operated aircraft is lower than kerosene-operated aircraft. But hydrogen-oriented aircraft need four times larger fuel tanks than kerosene. Normally aircraft fuel tank is situated inside the wings of an airplane but due to the size of hydrogen fuel aircraft, it cannot be placed inside the wings. It is therefore placed inside the main body of the aircraft and occupies space from the passenger or goods compartments. Despite this disadvantage, hydrogen-powered aircraft are reported to be more weight-efficient and have lower operating costs than kerosene-powered aircraft [25]. The hydrogen tanks for short-to-medium-range aircraft could be placed above the passenger cabin, whereas the hydrogen for long-range aircraft is stored in two large integral tanks, one directly behind the cockpit and the other far aft of the passenger cabin as shown in Fig. 4. The configuration of hydrogen tanks has a significant impact on hydrogen-powered aircraft's energy efficiency. Due to the greater weight of these types of tanks, the top-tank design, which is used in short-to-medium range aircraft, may increase energy use by 6–19%. The integral design, which is suitable for long-range aircraft, can, on the other hand, increase energy efficiency by 12%. As a result, hydrogen fuel is better suited to long-range aircraft. Because hydrogen tanks are stored in the fuselage of hydrogen-powered aircraft, a heavier and larger fuselage is required to support the loads generated by these tanks. The mass of the fuselage in hydrogen-powered aircraft is nearly 6% higher than in conventional aircraft [99].

Due to differences in combustion gases and properties between kerosene and hydrogen, the engine must be changed when converting to hydrogen, in addition to the aircraft design as portrayed in Fig. 5 ([11]). Hydrogen fuel can be used in smaller engines. When using hydrogen, modifications to aircraft and engine designs result in a 25% increase in production and maintenance costs [100].

**Table 1 – Chronological history of hydrogen in the aviation industry.**

Project	Activity Type	Illustration	Remarks
[103]	Air balloon		The world's first acknowledged hydrogen-fueled air balloon was launched by Jacques Charles and Robert Brothers on June 5, 1783. This was the 1st hydrogen-oriented air invention.
[31]	Zeppelin		The principal feature of the Zeppelin's design was a fabric-covered rigid metal framework made up of transverse rings and longitudinal girders containing several individual gasbags. Zeppelin's notions were first formulated in 1874. They were patented in Germany in 1895 and in the United States in 1899.
[115]	Heinkel Jet Engine	 Installation of the Heinkel S-04 Turbojet Engine (Arrow Indicates Direction of Flight)	Early in 1939, the engine was completed and flown under one of the remaining Heinkel He 118 dive bomber prototypes. The flight tests were conducted in complete secrecy, with propeller-powered takeoffs and landings and only early morning flights before other workers arrived. The tests went well, but the engine's turbine eventually burned out.
[70]	Saturn, Space Rocket		This cutaway of the Saturn I S-IV stage (second stage) illustrates the booster's components. Powered by six RL-10 engines, the S-IV stage could produce 90,000 pounds of thrust. The development of the Saturn S-IV stages by the Marshall Space Flight Center (MSFC) contributed to many technological breakthroughs vital to the success of the Apollo lunar program, including the use of liquid hydrogen as a propellant.

[79] The hydrogen Powered Tu-155



The Hydrogen-powered Tu-155

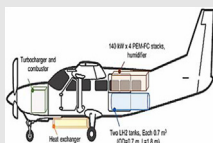
It was the 1st innovation of hydrogen aircraft. It was made by the Soviet Union. It flew until the Soviet Union fell apart, and it is now on display at Ramenskoye Airport near Zhukovskiy. The Tu-156 was supposed to fly in 1997, but it was scrapped due to the disintegration of the Soviet Union.

[88] April 3, 2008, Diamond DA20- Boeing



Boeing Development of small scale. Diamond DA from Boeing completed its first flight on April 3, 2008. Consequently, the hydrogen-powered Phantom Eye UAV was introduced in July 2010 as a successor. Rapid 200FC is another ambitious project that accomplished six flight experiments fueled by gaseous hydrogen. German initiative by DLR Institute of Engineering Thermodynamics, 'DLR HYR' a four-seater flew on September 29, 2016, with hydrogen fuel.

[51] 2021, Hyflyer

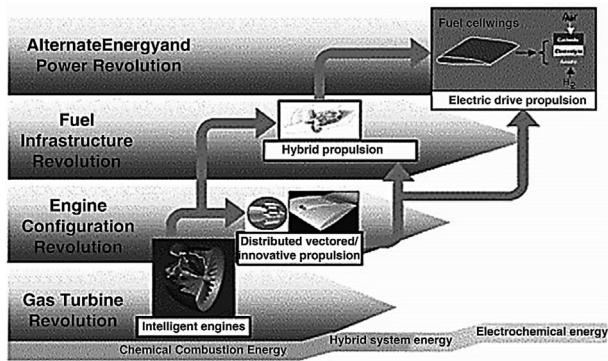


Recent tests of hydrogen-powered Hyflyer I with six seats behind have been successful and are expected to fly with 20 passengers in the next project.

[32] The Nader Drone



UAV with a hydrogen tail-sitter that is new and adaptable. Hydrogen is supplied through a pressure cylinder. Its fixed-wing design allows it to fly very efficiently. Even aboard a moving ship, 12 propellers allow for vertical take-off and landing.

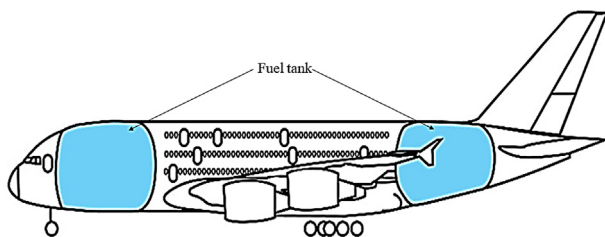


**Fig. 3 – Propulsion system revolutions enable mobility; Reprepared using Reference [81].**

## Hydrogen-powered drone

To use hydrogen fuel in a drone system, to begin with, creates a huge range of opportunities in entire Drone technology, The majority of today's small Unmanned Aerial Vehicles (UAVs, drones) are powered by electric engines. The development of efficient and light electric energy sources is required for the use of such propulsion systems. Now, there are primarily two techniques of onboard energy storage in use. The first is to make use of potentially efficient batteries. The second method is to generate electricity onboard using fuel cells (FC). This method necessitates the delivery of clean hydrogen fuel to FC. Hydrogen can be stored in two forms: compressed in pressure bottles and liquid in cryogenic tanks. The usage of chemical molecules containing hydrogen is a considerably safer method of hydrogen storage [35,45].

After deciding on the fuel-cell system and hydrogen storage, a UAV was built from the ground up around it. Incorporating a hydrogen cylinder and fuel cell into a hybrid UAV comes with its own set of challenges ([40,53]). The aerodynamic shape is heavily influenced by the huge and hefty cylinder. A sufficient airflow through the fuel-cell radiator is required to cool the fuel cell and remove the produced water vapor. Because of the comparatively significant weight of the energy source and payload, as well as the weight of the propulsion required to hover, structural weight is strictly limited. Flying with pressure cylinders and pricey equipment also necessitates redundancy. In Fig. 6, it has been shown that different types of investigated cylinder orientation for an Unnamed Aviation Drone [32] (see Fig. 7).



**Fig. 4 – Fuselage tanks for large long-range transport aircraft; Reconstituted using References [100,101].**

## Fuel cell

As weight is of specific significance in aviation, hydrogen appears a viable aviation fuel, considering its tall gravimetric vitality thickness of 33.3 kWh/kg. For comparison, fly fuel has a vitality thickness of 11.89 kWh/kg [105,114]. In comparison, the energy density of AvGas 100LL, a regularly used general aviation fuel, is 12.14 kWh/kg [66]. On the other hand, the volumetric vitality thickness of flying machine fuel is of comparable significance. The most noteworthy volumetric vitality thickness of hydrogen is gotten by liquefaction which is accomplished by cooling the hydrogen down to 21.15 K. Be that as it may, the volumetric vitality thickness of fluid hydrogen (LH<sub>2</sub>) is still around as it were a fourth of the volumetric vitality thickness of fuel. Hence, compared to a lamp fuel fueled airship, an LH<sub>2</sub>airplane requires significantly bigger, cryogenic fuel capacity frameworks. The thermodynamic properties of hydrogen compared to lamp fuel are summarized in Table 2.

Fuel cells are devices that burn hydrogen or other gases to produce both heat and electricity. There are several types of fuel cells, but this study focuses on the proton exchange membrane fuel cell, which is the most common polymer electrolyte membrane fuel cell (PEMFC). Two electrodes, a proton exchange membrane, bipolar plates, and gaseous diffusion layers are the main components of a PEMFC. Gaseous hydrogen emits electrons at the anode, leaving protons that can pass through the proton-exchange membrane. Gaseous oxygen molecules combine with protons and electrons on the cathode side. The redirected electrons can be used to power a consumer of electricity, such as an electric motor. H<sub>2</sub>O is the reaction's end product [66]. There are several different hydrogen production sources available, which are broadly classified into three categories: renewable resources, nuclear energy, and fossil fuels [52]. Hydrogen production for aircraft is a big challenge. Some models developed by scientists are not cost-effective. Airlines like Boeing and Airbus are competing to develop more economical short-range airplanes [62,113].

Because of its potential to lower CO<sub>2</sub> emissions, fuel cells are one of the most promising technologies for micro-CHP systems. The primary reason why fuel cells are utilized in so many different industries is their vast range of beneficial properties, including high efficiency, minimal pollution, noiselessness, the lack of moving parts, the ability to use a variety of fuels, and a large range of fuel cell capacities [18]. Currently, the fuel cell has tremendous development in terms of cost and easy applications. Fuel cells (FC) are emerging as a potential power source with high energy density. Since only pure O<sub>2</sub> is used and there is no CO<sub>2</sub> in space, FCs have the clear advantage that the gas composition has no longer an impact on PEMFC/AFC performance. Traditional FCs for space, on the other hand, use fuel and oxidant tanks that are gradually drained and are not refilled. Regenerative fuel cells (RFCs) use O<sub>2</sub> and H<sub>2</sub> and generate H<sub>2</sub>O and electrical power in stark contrast. RFCs offer the usual benefits, such as the ability to discharge power when needed by an external load and store supplied energy as gaseous reactants. Furthermore, RFC systems are the ideal choice for applications requiring high

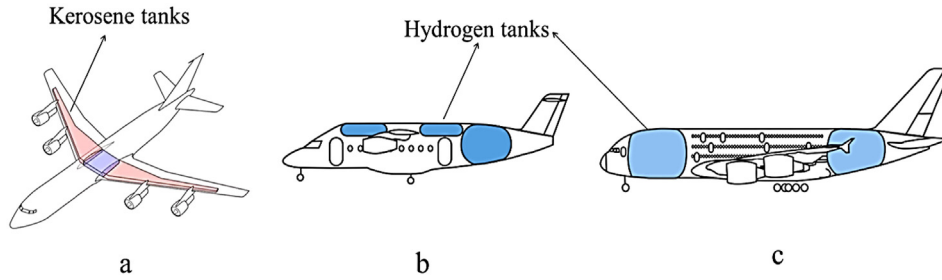


Fig. 5 – Fuel tank locations in (a) traditional and (b) medium rang hydrogen-powered aircraft and (c) long rang hydrogen-powered aircraft; Reprinted using Reference [11].

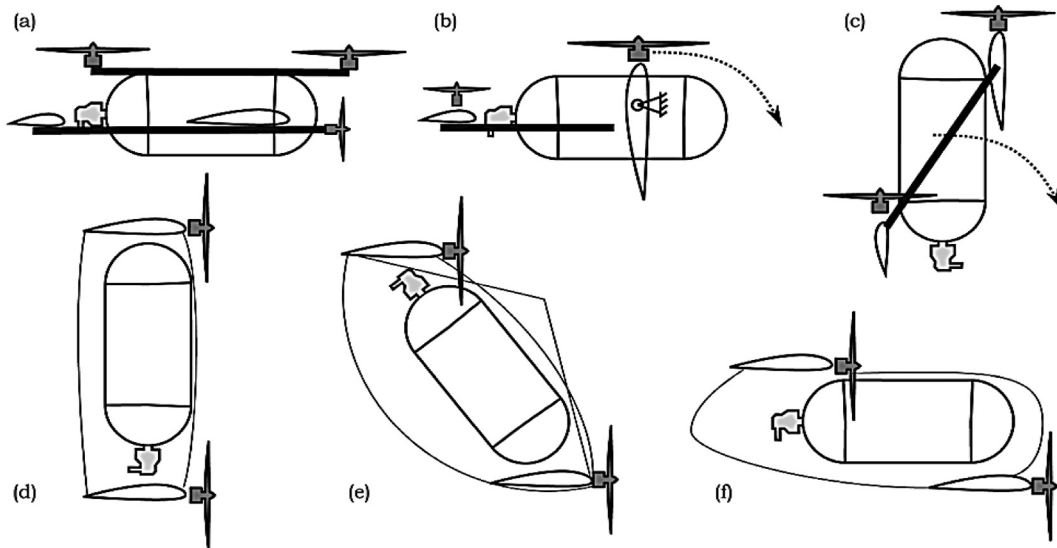


Fig. 6 – Hybrid lift UAV designs are based on several-cylinder orientations and hydrogen cylinders: (a) Hover and forward, (b) Tilt-wing, (c) tail-sitter, (d) Hover in motor center-line, (e) Cylinder placed at a negative angle with incoming flow and (f) Cylinder placed completely in-line with the flow; Replaced using Reference [32].

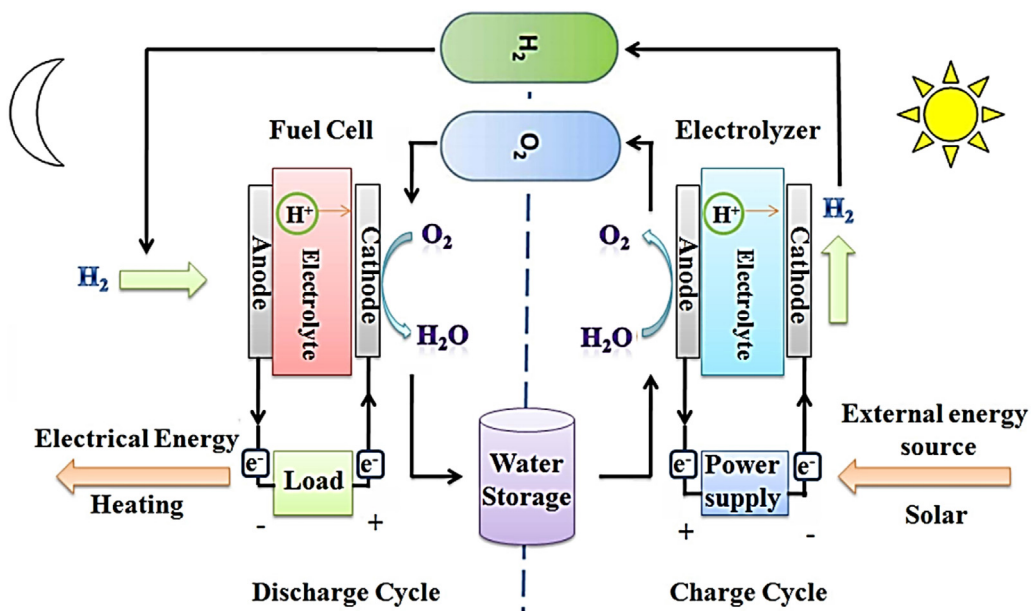


Fig. 7 – Traditional discrete RFC paired with solar power development is shown schematically; Reconstituted using Reference [74].



power and lengthy discharge times. Because space science missions typically use smaller spacecraft, RFCs are more likely to fit on board those vehicles [74].

As a result, RFC holds great promise for space applications such as transportation, spacecraft, and portable electronics that require a large-scale energy source of the order of several MWh. When several tens of kW of electrical power are needed for space habitats and Mars/moon surface missions, RFC can be quite useful [26,68,92]. More crucially, RFC only needs a modest storage container and more reactants to increase its operational term, in contrast to the vast size of the secondary batteries to handle the long periods of operation [75,102]. Fuel cells excel in the aviation and aerospace industries. By replacing micro gas turbines (MGTs) with fuel cells in auxiliary power units (APU), NO<sub>x</sub> emissions are cut by 80%, stationary fuel consumption is reduced by 80%, and overhauling aviation engines is made simpler. The solid oxide fuel cell (SOFC) is the fuel cell that operates at the highest temperatures, giving aircraft the most performance; nevertheless, it is very heavy. Furthermore, PEMFC and AFC were suggested by NASA as electrical supplies for space shuttles since they can fulfill peak demands without regular charging [11].

## Hydrogen production

The required electricity is produced from CO<sub>2</sub>-low/neutral alternative energy sources such as solar or wind in a process for the manufacture of green hydrogen. However, significant technological challenges must be overcome for this technique to be effective from both an engineering and economic standpoint. Because the blue process eliminates grid dependency, the cost rises dramatically because the electrolysis process necessitates a high level of electricity demand. As a result, the cost of producing power has increased [7]. Hydrogen production can be done by different processes as depicted in Fig. 8 and among the various production processes, 97% of the hydrogen produced is from natural gas steam reforming, another process like electrolysis of water is the primary process to produce hydrogen [80]. Electrolysis is the process by which water is split into oxygen and hydrogen atoms by passing an electric current through it. Depending on the source of electricity, hydrogen production via electrolysis could be renewable or non-renewable. Electricity could be generated from renewable sources such as solar, wind, and geothermal energy, or non-renewable sources such as gas, oil, and coal. When it comes to hydrogen production and delivery, the most efficient method is usually the use of fossil fuels. The

overall efficiency for fossil fuels is estimated to be slightly more than 50%, 40% for biomass, and 53% for gases [78].

A collaboration between France and Iceland aims to investigate and then validate the feasibility of producing hydrogen using (High technical electrolysis) in conjunction with a geothermal source in Iceland. The estimated duration of the project is from 2 years. The following stage of collaboration will carry on into a startup program, GEYSER, dated around 2009 to build a 5 kW e prototype on the site of Nesjavellir [17,87]. The baseline fuel to produce hydrogen is kerosene. The alternative fuels chosen are hydrogen (H<sub>2</sub>), methanol (CH<sub>3</sub>OH), ethanol (CH<sub>3</sub>OHCH<sub>2</sub>) derived from monohydric alcohols, dimethyl-ether (DME) (CH<sub>3</sub>OCH<sub>3</sub>) derived from ethers, and natural gas derived from hydrocarbons and presented as pure methane (CH<sub>4</sub>). They are non-hazardous to the environment and have high ignition temperatures [8,69,108]. The Stoichiometric combustion reactions for the baseline and alternative fuels are illustrated in Table 3. On the mass fractions, five fuel combinations are typically used: F1 (75% natural gas and 25% hydrogen); F2 (75% methanol and 25% hydrogen); F3 (60% ethanol and 40% hydrogen); F4 (60% DME and 40% hydrogen); and F5 (15% methane, 40% hydrogen, 15% methanol, 15% ethanol, and 15% DME). The five combination fuels are steam reforming (SR) and water gas shift (WGS). The combustion reaction in the combustion chamber has 20% excess air with complete combustion for all alternative fuels and kerosene fuel, which is close to real-world conditions. Fuel chemical reactions are based on steady-state reactions which have been tabulated in Table 4. As a result, any interstate reactions are not considered in this paper. Carbon monoxide produced during steam reforming is converted to carbon dioxide and steam during the water-gas shift. Furthermore, because steam reforming and water gas shift use 80% of the fuels, some unburned CO will be burned in the combustion chamber, resulting in lower carbon emissions [82].

Aviation is one industry where emissions must be decreased quickly. Using traditional jet fuel, such as kerosene, produces 2–3% of total worldwide carbon emissions [14], as well as releasing short-lived gases straight into the upper atmosphere. This increases their radiative forcing values and so has a significant impact on global warming [57,98]. In comparison to currently used jet fuels, hydrogen has the potential to be a cleaner, safer fuel while also enhancing performance, cutting direct operating costs, and having a more favorable availability and economic impact [21,107]. To quantify the benefits of hydrogen adsorptive storage, a method for determining the amount of energy stored by hydrogen per unit volume and mass of the system is required. This equation has been derived, and it can be used to compare compressed hydrogen to physisorbed hydrogen. It can also be used to compare kerosene, lithium-ion batteries, and lead-acid batteries to other prospective aircraft propulsion systems [86].

In the latest development of hydrogen fuel from ammonia, green hydrogen can be extracted from ammonia and sold for roughly \$1.50 per kilogram, compared to up to \$15 per kilogram for standard green H<sub>2</sub>. Even at \$.08/kWh, green ammonia generation and hydrogen release will be less expensive than any hydrocarbon fuel. Aftermarket multi-fuels engine retrofit systems from Hydrofuel's ammonia solutions will be used for

**Table 2 – Comparison of Jet fuel with Hydrogen in the context of properties [96,105].**

Property	Hydrogen	Jet fuel	Unit
Density of gaseous at = 273K	0.0899		Kg/m <sup>3</sup>
Density liquid	70.79	810.53	Kg/m <sup>3</sup>
Melting temperature	14.1	225–573	K
Boiling temperature	21.15	423–573	K
Energy density (volumetric)	2359	9637	kWh/m <sup>3</sup>
Energy density (gravimetric)	33.33	11.89	kWh/kg

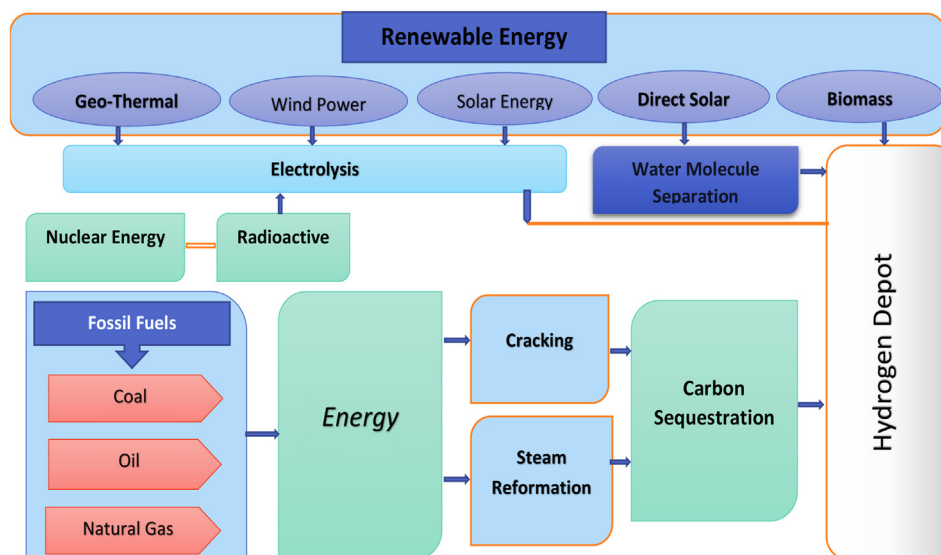


Fig. 8 – Hydrogen production path in different ways [78,80].

a low-emission combination of diesel and ammonia fuel, as well as zero-emission hydrogen-oxygen-aided  $\text{NH}_3$  fuel ([63]). The present hydrogen production system employing alkali electrolysis (AEL)s costs between 1000 and 1500 EUR/kW, including installation, while polymer electrolyte membrane electrolysis (PEMELs) cost twice as much, between 2000 and 3000 EUR/kW ([12]). Stationary fuel cell systems come in a variety of sizes to satisfy a variety of needs, ranging from servicing residential buildings to industrial uses. Fuel cell micro-CHPs with an installed capacity of 0.3–5 kW for family homes and small buildings now cost around 10,000 EUR/kW. For specialized industrial applications, mid-sized systems for larger buildings of 5–400 kW now cost 4500–7500 EUR/kW, and large-scale installations of 0.4–30 MW cost 2000–3000 EUR/kW. Because of more mature installation methods and economies of scale, capital costs have the potential to be significantly lowered in the future. For micro-CHP, mid-size, and large-scale applications, target capital expense (CAPEX) values for 2030 are estimated to be 3500 EUR/kW, 1500–4000 EUR/kW, and 1200–1750 EUR/kW, respectively ([109]). The capital costs of both electrolyze systems and fuel cell systems, particularly the stack cost, are predicted to drop dramatically by 2030 as technologies mature. Technological advancements in expanding the active area of the stack are necessary, as this will minimize the number of cells required to produce a given amount of hydrogen, lowering the cost.

Table 3 – Stoichiometric combustion reactions for the fuels [34,82].

Fuel	Stoichiometric combustion reaction	$\Delta h_{298K}$ [kJ/mol]
Kerosene	$\text{C}_{12}\text{H}_{24} + 18\text{O}_2 \rightarrow 12\text{CO}_2 + 12\text{H}_2\text{O}$	–7674.5
Hydrogen	$2\text{H}_2 + \text{O}_2 \rightarrow 2\text{H}_2\text{O}$	–286
Methane	$\text{CH}_4 + 2\text{O}_2 \rightarrow \text{CO}_2 + 2\text{H}_2\text{O}$	–891
Methanol	$\text{CH}_3\text{OH} + 1.5\text{O}_2 \rightarrow \text{CO}_2 + 2\text{H}_2\text{O}$	–726
Ethanol	$\text{CH}_3\text{OHCH}_2 + 3\text{O}_2 \rightarrow 2\text{CO}_2 + 3\text{H}_2\text{O}$	–1366.91
DME	$\text{CH}_3\text{OCH}_3 + 3\text{O}_2 \rightarrow 2\text{CO}_2 + 3\text{H}_2\text{O}$	–2726.3

Table 4 – Steam reforming and water gas shift hybrid the SOFC turbofan ([34,82]).

Fuels	SR	WGS
F1	$\text{CH}_4 + \text{H}_2\text{O} \rightarrow \text{CO} + 3\text{H}_2$	$\text{CO} + \text{H}_2\text{O} \rightarrow \text{CO}_2 + \text{H}_2$
F2	$\text{CH}_3\text{OH} \rightarrow \text{CO} + 2\text{H}_2$	$\text{CO} + \text{H}_2\text{O} \rightarrow \text{CO}_2 + \text{H}_2$
F3	$\text{CH}_3\text{OHCH}_2 \rightarrow \text{CH}_4 + \text{CO} + \text{H}_2$	$\text{CO} + \text{H}_2\text{O} \rightarrow \text{CO}_2 + \text{H}_2$
F4	$\text{CH}_4 + \text{H}_2\text{O} \rightarrow \text{CO} + 3\text{H}_2$	$\text{CO} + \text{H}_2\text{O} \rightarrow \text{CO}_2 + \text{H}_2$
F5	$\text{CH}_3\text{OCH}_3 \rightarrow \text{CH}_4 + \text{CO} + \text{H}_2$	$\text{CO} + \text{H}_2\text{O} \rightarrow \text{CO}_2 + \text{H}_2$
	$\text{CH}_4 + \text{H}_2\text{O} \rightarrow \text{CO} + 3\text{H}_2$	$\text{CO} + \text{H}_2\text{O} \rightarrow \text{CO}_2 + \text{H}_2$
	$\text{CH}_3\text{OH} \rightarrow \text{CO} + 2\text{H}_2$	
	$\text{CH}_3\text{OHCH}_2 \rightarrow \text{CH}_4 + \text{CO} + \text{H}_2$	
	$\text{CH}_3\text{OCH}_3 \rightarrow \text{CH}_4 + \text{CO} + \text{H}_2$	

## Hydrogen storage

The car sector, for example, uses compressed gas tanks with pressures between 35 MPa (350 bar) and 70 MPa (700 bar) to store hydrogen on land. Prototype hydrogen-powered cars already use fully wrapped carbon fiber reinforced tanks. According to ISO 15869, two types of inner liners are commonly used: high molecular weight polymers in “Type 4” tanks and metal ones (aluminum, Cr-alloys) in “Type 3” storage pressure vessels [1]. On the other hand, it's not easy to use hydrogen tanks like passenger vehicles, it has more challenges due to mode of transport and safety. The use of passively insulated  $\text{LH}_2$  tanks on board creates several issues for the passively insulated  $\text{LH}_2$  tanks, including lifetime and thermodynamic cycle stability, maintenance needs, and integration into the overall aircraft design. The needed insulating quality, and consequently the tank mass and airplane performance, are greatly influenced by the ground handling and operating flexibility in terms of the period without vented gaseous hydrogen (dormancy time). High  $\text{LH}_2$  aircraft performance and flexible ground operations are extremely difficult to achieve, and this creates crucial contact with the airport infrastructure [45]. While the Airbus A330 serves as a model for the medium-

range design, the short-range design is based on a recalculated Airbus A320neo. This indicates that data from actual airplanes are used to calibrate the models. By using new conventional technologies, such as Carbon Fiber Reinforced Polymer (CFRP) wings and new high-bypass ratio geared turbofan engines, these aircraft have been predicted for the Entry-Into-Service (EIS) year 2035. Compared to the reference, there has been a 10% gain in overall engine efficiency. Additionally, the cabin layouts are used in both the cost evaluation and design cases. The 180 PAX single-class standard layout of the short-range design has seats that are 28/29 inches apart from one another [4]. In 1955, the United States Air Force, the National Aeronautics and Space Administration, and Silverstein Hall converted a B-57 bomber to use liquid hydrogen as aviation fuel. The wing tips housed two stainless steel LH<sub>2</sub> fuel tanks that were pressurized to 3.4 atm. Aluminum-covered 5 cm of foam insulation was used [60]. Later, in 1962, the Atlas-Centaur rocket made history by being the first rocket to run on hydrogen. Compressive stresses and bending moments were stabilized by the internal pressure of the LH<sub>2</sub> tank, which was built into the structure. The Atlas-Centaur was the first rocket to successfully land the Surveyor probe on the moon, despite its initial flight failing due to insulation damage [29].

The United States government commissioned NASA, Lockheed Martin, and others to create the first in-depth research about the difficulties in designing LH<sub>2</sub> commercial aircraft during the oil crisis of the 1970s. Based on a 400-passenger airplane with a 5500-mile range, this study. Two LH<sub>2</sub> fuel tanks built of Al-2219 were positioned forward and aft in the fuselage of the aircraft. These tanks function at a minimum temperature of 251.4 °C and a maximum pressure of 21 psi. Several findings from this research regarding the structural layout of LH<sub>2</sub> fuel tanks for aircraft [21]. An existing aircraft design with a typical airliner configuration must be modified to provide a realistic scenario for sizing and performing stress analysis over LH<sub>2</sub> fuel tanks. The MRT7-3 “Meridian”, a standard midrange civil transportation system, was chosen as the preferred design. It was created in 2008 at Cranfield University. The incorporation of LH<sub>2</sub> fuel tanks into this design ought to be done in a way that minimizes modifications to the mass distribution, aerodynamic form, and airframe. The primary changes to the cabin layout are seen in Fig. 9. The forward and aft portions of the fuselage each house two LH<sub>2</sub> fuel tanks. In terms of available area, C.G. displacement, and structural stiffness to withstand pressure hoop stresses, this layout is the most effective [104]. The EASA CS-25 (Easy access rules for large airplanes (CS-25)) airworthiness requirements and the ANSI/AIAA S-080 (Space system) standards for pressurized structures were followed in the designing of this airframe [2,106].

## Comparison of hydrogen with other fuels

There has been a constant search for a new sustainable alternative fuel as the world has already shown its vulnerability to the lethal impacts of greenhouse gases. It is high time the responsible countries acted fast and effectively to minimize the condensation of the culprits to abate the collateral

damage as well as save the existence of the living kinds. Whereas the world is advancing emphatically, leading countries to produce greenhouse gases will have to initiate long-term and sustainable programs to stop further damage. Carbon emissions have reached a peak in the twenty-first century. Researchers are concerned about the rising levels of greenhouse gas emissions and warn that these need to be reduced to save the earth. Of the total carbon dioxide emitters. Fig. 10 shows different countries' contributions to greenhouse gas emissions. China contributes 30%, the United States 15%, the EU 9%, India 7%, the Russian Federation 5%, Japan 4%, and all other countries the remaining 30% [16,22]. When compared to natural gas-diesel, the hydrogen-diesel combination outperforms the latter in most major quantities. It has a higher efficiency than a single diesel mode and emits less NO<sub>x</sub>, CO, soot, and particulate matter. However, knocking, and excessive levels of HC and CO emissions remain unresolved difficulties with homogeneous charge compression ignition (HCCI) engines [15,44].

One of the current concerns involves the ‘Conference of the Parties’ under UNFCCC (United Nations Framework Convention on Climate Change) whose target is to achieve an equilibrium of the density of the greenhouse gases in the atmosphere that will aid in decelerating the corrosive impact on climate stability. The latest Conference of the Parties hosted by the USA at Glasgow upholds the target of reducing carbon emissions in the atmosphere and keeping the rise of temperature within 1.5 °C by the end of the 21st century. Hydrogen being the most abundant and safest of alternative fuels has been extensively researched and is favored to replace fossil fuels. Hydrogen, either produced from methane or water, leaves a trace amount of NO<sub>x</sub> or pure water as by-products of combustion, making it a prime candidate to be the fuel of the future.

There has been a substantial increase in air travel since the mid-nineties. Though the entire aviation sector accounts for only 2.5–3.0% of the total energy used worldwide, carbon combustion accounts for 671 million metric tons of carbon dioxide in 2022. The aviation industry is responsible for 12% of the total carbon emission worldwide, which harms climate change. As commercial aircraft use liquid methane, and synthetic aviation-grade kerosene (Skynet) to fly, combustion of these fuels produces by-products such as CO<sub>2</sub>, which damages the ozone layer. Thus, green fuels are sought as a substitute for reigning fossil fuels [9]. Liquid hydrogen has many positive attributes which are compared to other carbon fuels in Table 5.

The fundamental argument against hydrogen has been its exorbitant cost rather than its safety. Although “green” hydrogen can be made with water and renewable energy, most of the hydrogen produced today is “grey hydrogen,” which is made by burning fossil fuels and is no more environmentally beneficial than burning those fuels. Adding energy storage systems to gather and store energy for later usage is a good idea. Table 6 enlisting the required parameters that enable hydrogen to be an alternative fuel to fossil fuels. These innovations lessen dependency on traditional petroleum-based energy sources in the sector. The program aims to decarbonize hydrogen production by focusing on renewable energy sources including wind and solar energy, as well as expanding its use in sectors where hydrogen could replace

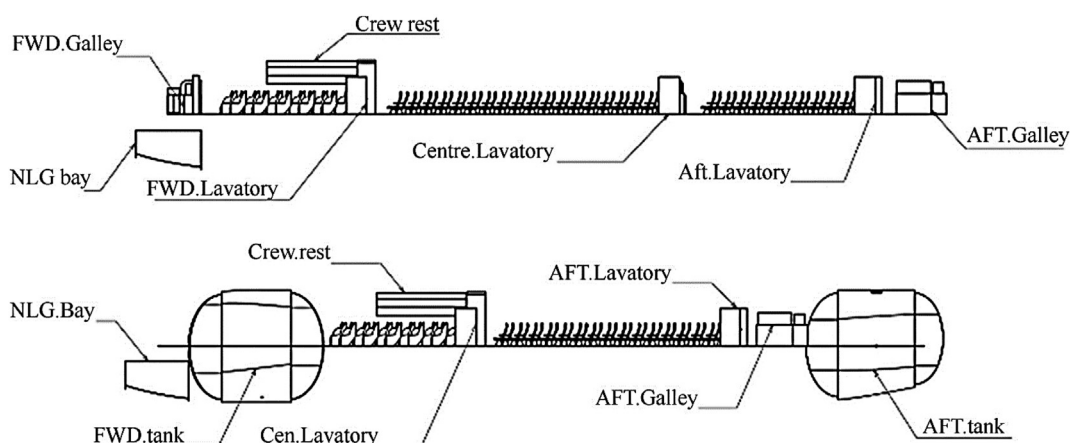


Fig. 9 – Cabin layout changes as per aircraft design flexibility; Reproduced utilizing Reference [41].

fossil fuels [110]. Fossil fuels continue to dominate road transport. Transportation accounts for almost a quarter of all energy-related greenhouse gas emissions, with road transport accounting for 72% of this. However, the Paris Agreement's assumed carbon budgets indicate that transportation will be climate neutral — that is, it will emit no greenhouse gases — within a few decades. As a result, an immediate response is required and hydrogen fuel plays its role and fulfills the clean energy desire of the green world [71].

## Hydrogen aircraft engine

When hydrogen is burned in aero gas turbines, several issues must be addressed. In fact, in addition to systems for evaporating hydrogen (which is stored in liquid form in tanks), the combustor must be redesigned to take advantage of the significant physical properties of hydrogen (high flame speed, large diffusivity, wide range of flammability) and thus increase the combustion chamber's efficiency. The complete mixing of hydrogen and air is not possible in a combustor designed to burn conventional fuels and equipped with a limited number of fuel injectors. Due to large diffusive scales and fast kinetics, high-temperature stoichiometric layers are formed in the combustion chamber, resulting in high NOx

pollutant formation [43]. The reduction of flame temperature and the residence time of the reactive mixture within the combustion chamber are both important factors in lowering NOx emissions. Because of the wider flammability range of H<sub>2</sub> (compared to kerosene), it is also possible to modify the fuel-air ratio toward leaner combustion regimes at all engine load conditions without blowout. Furthermore, the increased H<sub>2</sub> flame speed results in a smaller combustion chamber, reducing the combustion process's residence time and cooling requirements. Another benefit is that the injected H<sub>2</sub> is not a liquid like kerosene, preventing the formation of a local stoichiometric high-temperature fuel/air region near the evaporating fuel drop [116]. To use hydrogen in the combustion system there is an obstacle to the highly efficient burning of hydrogen. So, there has been a new concept developed named the micro-mix concept which is based on premixed combustion. Both conceptual developments find a way to avoid large diffusion of flame as well as reduce the current length of the flame. To achieve this goal several investigations on hydrogen injection systems were performed [30,61]. In the mixing tube of the NASA Glenn LDI N1 injector (Fig. 11a, two opposing hydrogen jets are used. H<sub>2</sub> in crossflow injection was used to design the jet penetration and mixing, resulting in a very small area of premixing at the exit of the main elements. Air flows through 25 injection elements in this configuration, with side injections of gaseous hydrogen at two 180° positions (see Fig. 11a). The air elements have a diameter of 0.0635 m, while the hydrogen injection holes have a diameter of 0.508 mm. Various configurations were put to the test. Configuration C1, as shown in Fig. 11b, is based on designed rocket injection technology, with a cross hydrogen jet in the center mixing with air flowing through eight angled jets. Configuration C2, shown in Fig. 11c, uses triangular holes with hydrogen normal injection on each edge of the triangle to maximize the packaging of the airflow area elements of the N1 injector design. Configuration C3, shown in Fig. 11d, is a mixing configuration with a single central hydrogen nozzle in the center of each hole and a lot of counter-swirls. The central hole is replaced by four small radial hydrogen jets per injection point in configuration C4, and there is no air swirl to reduce pressure losses. Figs. 11e and f determine the elaboration of the injection assembly of hydrogen [25].

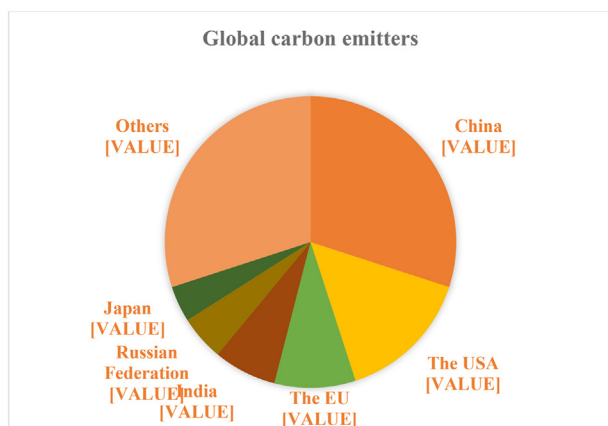


Fig. 10 – Global carbon emission worldwide [16].

**Table 5 – Physio-chemical properties of hydrogen fuel compared to other major fuels [33,89,91].**

Property	Hydrogen	Methane	Diesel	Ethanol	Gasoline
Chemical formula	H	CH <sub>4</sub>	C <sub>8</sub> –C <sub>25</sub>	C <sub>2</sub> H <sub>5</sub> OH	C <sub>4</sub> –C <sub>12</sub>
Physical state	Compressed gas or liquid	Gas or compressed liquid	Liquid	Liquid	Liquid
Density (kg/m <sup>3</sup> )	0.084	0.657	850.8	789.3	748.9
Melting point (°C)	259.2	–182	–30 to 18	–114.1	–90.5 to –95.4
Boiling point (°C)	–252.9	–161.6	150–380	78.37	85
Inner constituents	H	C, H	C, H	C, H, O	C, H
Specific heat (j/kg.k)	14.89	2191	1750	2570	2220
Molecular weight	2.016	16	198–202	46	60–150
Viscosity (Pa.s)	0.0000088	0.000011	0.00135	0.001095	0.006

**Table 6 – Relevant properties to consider hydrogen as a substitute for carbonized fuels in the aviation sector [10,27,89].**

Property	SynJet	Methane	Hydrogen
Flammability in the air (vol%)	0.8–6.0	5.3–15.0	4–75
Detonation in the air (vol%)	1.1–3.3	6.3–13.5	13–65
Minimum ignition energy in the air (mJ)	0.25	0.29	0.02
Burning velocity (ms <sup>-1</sup> )	43	40	265
Auto ignition temperature (K)	440	40	585
Thermal energy radiated by surroundings (%)	33–43	23–33	17–25
Theoretical explosion energy (KgTNT/m <sup>3</sup> gas)	44.42	7.03	2.02
Diffusion co-efficiency in the air (cm <sup>2</sup> s <sup>-1</sup> )	0.05	0.16	0.61
Buoyancy in the air (m/s)	No buoyancy	0.8–6.0	1.2–9.0
Toxicity	Toxic	Non-toxic	Non-toxic

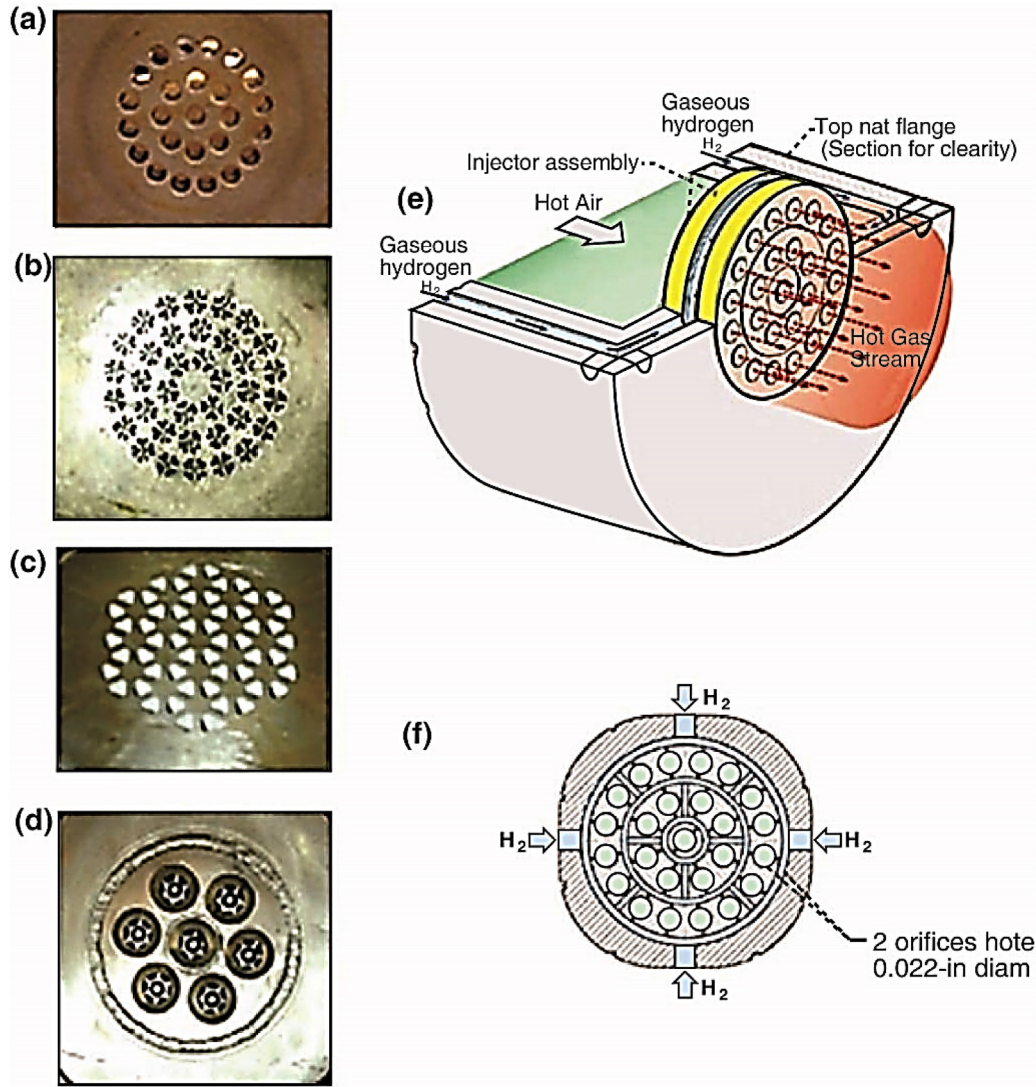
In the mid-1940s, the turbojet based on active compression reached a high level of development. The well-known Olympus 593 engine of Snecma/Rolls-Royce used for the Concorde and the P&W J58 turbojet of the Blackbird SR-71 aircraft, which has an afterburner fed in part by air coming from the compressor, are examples of supersonic applications (without the use of hydrogen) of turbojets in commercial aviation. Thermal factors limit the flight Mach number and duration for both air-breathing and non-air-breathing aircraft. When using conventional materials and thermodynamic cycles, turbojets become impractical beyond Mach 3 even at moderate pressure ratios [90]. For  $Ma = 3$ –5 flight regimes, ramjet engines, in which the incoming airflow speed is reduced to subsonic relative to the engine, can be used effectively. Ramjets, on the other hand, are considered feasible up to Mach 7. Furthermore, due to the endothermic dissociation of the combustion products, the increasing stagnation enthalpy prevents further acceleration of the jet flow. As a result of many unreacted species in the exhaust, there is a significant energy loss. Keep supersonic flow conditions ( $Ma$  2–4) in the combustion chamber (scramjets, i.e., supersonic combustion ramjets) with corresponding lower static temperatures to alleviate thermal limits for ramjets. External-air propulsion systems, such as ramjets and scramjets, can save a significant amount of weight (and bulk) when compared to rockets, and can potentially reduce orbiting costs by an order of magnitude [39,97]. A turbo rocket is an aircraft engine that combines the features of both a jet engine and a

rocket. It usually consists of a multi-stage fan powered by a turbine that is powered by hot gases expelled by a series of small rocket-like motors mounted around the turbine inlet. Before exhausting through a convergent-divergent propelling nozzle, the turbine exhaust gases mix with the fan discharge air and burn with the air from the compressor. The focus is on turbine based combined cycle (TBCC) in this case. The turbine flow path is parallel to and above the high-speed ramjet/scramjet flow path in the TBCC design concepts depicted in Fig. 12 and is closed off after ramjet take-over. The first critical combined cycle mode transition is from the low-speed turbine flow path to the high-speed turbine flow path. The acceleration from ramjet to scramjet mode represents the dual-mode transition, which is the second critical transition. The J58 engine of the SR-71 (USA), the proposed engine for the Sanger first stage (Germany), and the hypersonic experimental turbojet vehicle HYTEX's "S-engine" precooled turbojet using hydrogen as fuel and coolant are all examples of TBCC engines [77].

A reasonable fuel cell demonstrates portrays the electro-chemical change of hydrogen and oxygen into water and electric control had to be chosen for the vitality organized. Hence, the fuel cell is shown by Kulikovskiy [56]. Suave has received a new contribution: a high-fidelity analytical fuel cell model. The model has been validated for aircraft applications [48]. The demonstration calculates the voltage of a single fuel cell as a work of the current thickness. A nitty gritty depiction of the model's basics and the related conditions can be described. For completeness, be that as it may, the foremost critical conditions depicting the fuel cell characteristic are highlighted underneath [56]. The fuel cell's voltage bend can be depicted logically as takes after. The biggest voltage misfortune within the fuel cell comes from the cathode catalyst layer (CCL) and is characterized by Eq. (1) [48],

$$n_o = b \operatorname{arcsinh} \left( \frac{(j_o/j_o^*)^2}{2(C_h/C_{ref})(1 - \exp(-j_o/j_o^*(2j_o^*)))} \right) + \frac{a_t b^2}{4FD} \left( \frac{j_o}{j_o^*} - \ln \left( 1 + \frac{j_o^2}{j_o^{*2} \beta^2} \right) \right) \left( 1 - \frac{j_o}{j_{lim}^* (C_h/C_{ref})} \right)^{-1} - b \ln \left( 1 - \frac{j_o}{j_{lim}^* (C_h/C_{ref})} \right) \quad (1)$$

where  $j_o$  is the current density drawn from the fuel cell,  $b$  is the Tafel slope,  $c_h$  is the oxygen concentration,  $c_{ref}$  is the reference oxygen concentration,  $\sigma_t$  is the CCL proton conductivity,  $F$  is the Faraday constant, and  $D$  is the diffusion constant in the



**Fig. 11 – Hydrogen injectors tested: (a) NASA N1 injector; (b) Configuration C1; Configuration C2 (c); (d) Configuration C3–C4; (e–f) Details of hydrogen injectors assembly; Reproduced using Reference [61].**

CCL. The three characteristic current densities used in the above equation are defined as follows by Eq. ((2), (3), (4)) [48]:

$$J^* = \frac{a_t b}{l_t} \quad (2)$$

$$j_{\sigma} = \sqrt{2i_a \sigma_t b} \quad (3)$$

$$j_{\text{lim}}^* = \frac{4FD_b C_h}{l_b} \quad (4)$$

Hereby,  $l_t$  describes the thickness of the CCL and  $l_b$  describes the thickness of the gas diffusion layer (GDL).  $D_b$  is the oxygen diffusion coefficient in the GDL. The parameter  $\beta$  is approximated as follows the Eq. ((5), (6), (7), (8)) [56]:

$$\beta = \frac{\sqrt{2(j_o/j^*)}}{1 + \sqrt{1.12(j_o/j^*) \exp(\sqrt{2(j_o/j^*)})}} + \frac{\pi(j_o/j^*)}{2 + (j_o/j^*)} \quad (5)$$

The cell voltage  $U_{\text{cell}}$  can then be calculated by,

$$U_{\text{cell}} = U_{\text{oc}} - \eta_o - R_{\Omega} j_o \quad (6)$$

where  $U_{\text{oc}}$  is the open-circuit voltage and  $R_{\Omega}$  is the sum of all ohmic resistance. The fuel cell power is defined as follows:

$$P = U_{\text{cell}} \cdot j_o \quad (7)$$

Eventually, the fuel cell efficiency can be determined:

$$\nu = \frac{\Delta G}{\Delta H} \cdot \frac{U_{\text{cell}}}{U_{\text{eq}}} \quad (8)$$

The first factor describes the thermodynamic efficiency, while the second factor describes the voltage efficiency.

### Adjustable future hydrogen engine model

Conventional jet fuel uses in aircraft causes serve environmental pollution. It emits  $\text{CO}_2$ , to overcome the problem need to develop a concept which is called the zero-emission model. Here  $\text{H}_2$  fuel generates the electric field.  $\text{H}_2$  fuel produces

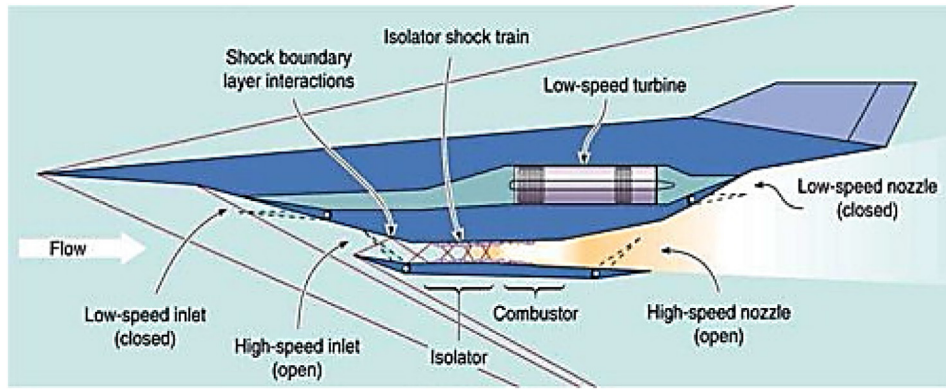


Fig. 12 – Schematic of a TBCC scramjet; Reprinted utilizing Reference [25].

many times more energy than conventional jet fuel per unit mass and it does not emit CO<sub>2</sub>. It is eco-friendly. The scenario of the future of the adjustable hydrogen engine model is displayed in Fig. 13.

### H<sub>2</sub> storage tank

One of the big challenges for aviation engines is H<sub>2</sub> storage. Special attention should be taken while developing the tank. It should have 4 inner layers and 10 outer layers and have a cooling box for safe storage. The outer vessels can be made of metal or carbon composite.

### H<sub>2</sub> fuel cell

It is the most important part of this engine. Air and H<sub>2</sub> are mixed and produce electric power, at the same time water and gas are exhausted. It is the main power generating part.

### Fault current limiter

The electric power which is produced in the H<sub>2</sub> fuel cell has a fault current this device filtrates fault current and provides DC current.

### AC transformer

AC transformer converts the DC into AC and provides the current to the motor control unit. An AC transformer is an electrical device that is used to change the DC voltage to alternating current (AC) for electrical circuits. One of the great advantages of AC voltage over DC voltage for electric-power distribution is that it is much easier to step voltage levels up and down with AC than with DC.

### Electric motor

An electric motor is a machine that turns electricity into mechanical energy. The interaction between the motor's magnetic field and electric current in a wire winding generates force in the form of torque imparted to the motor's shaft in most electric motors.

### Superconducting connections

Electronic devices that use superconductors' zero-resistance features are known as superconducting gadgets. Highly sensitive optical sensors, magnetic field detectors, and low-noise amplifiers all use superconducting technologies. Aluminum, niobium, magnesium diboride, curates such as yttrium barium copper oxide, and iron pnictides are all instances of superconductors. Only at temperatures below a certain threshold, known as the critical temperature, do certain materials become superconducting.

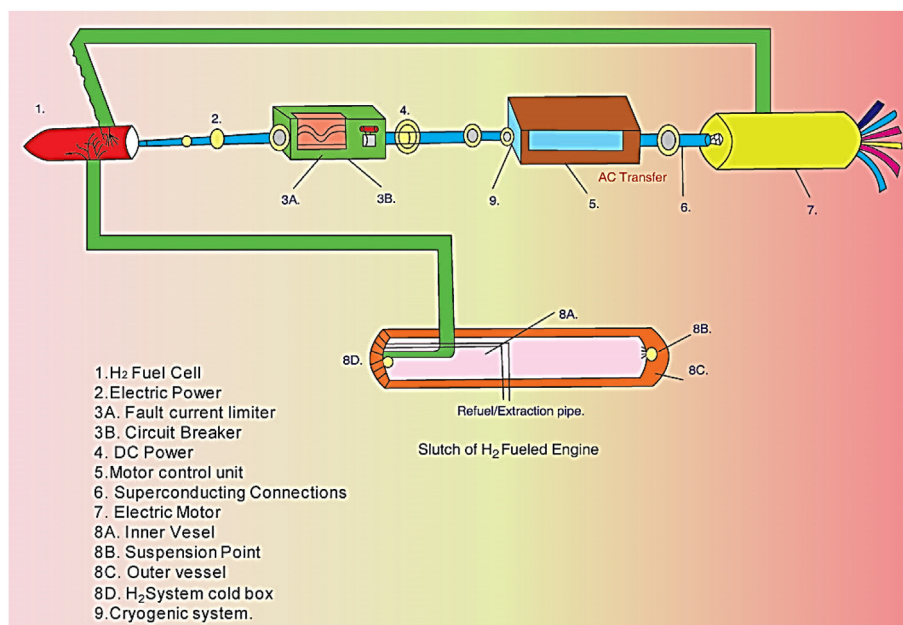
### Setbacks of hydrogen fuels

In the recent convention of the Parties also known as COP - 21 staged in 2015, concerned countries have signed an ambitious project named the ' Paris agreement to keep global temperature rise within 1.5 °C within this century. However, COP - 26 in Glasgow remains to be the result of this significant agreement aiming to decrease the dependence on fossil fuels and establish green fuels as alternative mainstems.

Hydrogen fuel is a highly appreciated and extensively researched fuel source that has already drawn the attraction of big guns such as the UK, Germany, and China to accelerate toward a zero-carbon society. But some significant drawbacks are found to establish hydrogen fuel as a mainstream that can replace carbon fuels. According to a study by Mackenzie, there are more than 350 large-scale projects underway to commercialize hydrogen fuel in large spectra. Nevertheless, the lack of fuel plants and infrastructures is slowing down the progress of the ambitious projects.

On the other hand, the steam reforming process with its 75% efficiency which provides more than 50% of the entire net production of hydrogen remains to be dependent on fossils and needs a higher temperature of 750 °C with less emission of CO<sub>2</sub>. Still, the cost predominantly depends on the price of natural gas which increases the expenditure of the fuel on a large basis.

Fossil fuels happen to be the king of the territory for decades and established tons of infrastructures to be produced on a commercial basis. On the other hand, more brand-wise commercial infrastructures and projects are required to be



**Fig. 13 – Systematic diagram of a hydrogen fuel engine.**

established worldwide for the hydrogen revolution to take place.

Even though blue hydrogen is a key component of many national decarbonization programs, Cornell and Stanford University experts believe it may hurt the environment even more than the coal and gas it is intended to replace. The fact that it is blue hydrogen, rather than H<sub>2</sub>, is the key. Natural gas and a process known as steam methane reforming are used in this sort of H<sub>2</sub> generation (SMR). Although this technology provides emission-free gasoline, it nevertheless emits greenhouse gases during the manufacturing process. Because green H<sub>2</sub> is produced by electrolyzing water using renewable energy sources such as wind or solar, it does not produce greenhouse gas emissions that must be caught and stored [64].

### Future recommendations

Augmented initiatives and highly sophisticated engineering together with test projects have already been aired in running decades depicting several areas to be improved and rectified. Major areas that encompass the aviation sector are concerned with manufacturing, feasibility availability, and ease of hydrogen fuel. Other notions include large funding, infrastructural development, and political backups from European countries and other nations that would aid in the commercialization of hydrogen fuel cause large numbers of people already engaged in jobs and infrastructure have developed in the EU. These concerns are illustrated in brief.

#### Manufacturing process development

Aircraft need certainly a large amount of fuel to be convinced. On the contrary, steam methane reforming still consumes many fossils to generate hydrogen fuel. So, other developing

methods such as biological or electrochemical processes to produce more hydrogen need to be extensively researched for large-scale economical production.

#### Economic feasibility

It is obvious to establish market acceptance and cost-effectiveness in case of end user's review. To popularize green fuel, the cost must be reduced to introduce it to the masses.

#### Infrastructural development

Unlike hydrogen, fossil fuels have already built their infrastructures throughout the world that yield a large amount of carbonized fuel production. Hydrogen needs to develop its foundation to maximize its production and market availability to replace the carbon empire. Like an airport, fossil fuel has a big tank for refueling.

#### AeroSystems development

More research into how to best use aerodynamic actuators to solve this problem is recommended. Finally, many small improvements to the concept can still be made, such as retracting the landing gear in forwarding flight to reduce drag, reducing the small and underutilized auxiliary battery, and reducing power loss over the diodes, all of which could result in additional performance improvements and allow faster or longer operation in even more difficult real-world conditions.

#### Hydrogen and clean energy in airports

The use of hydrogen to power aircraft and cars is being tested by airlines and fuel sources, and Edmonton International



Airport is one of them (EIA). Hydrogen aircraft are expected to be used in the Edmonton area by 2025 at the earliest. The airport is concentrating its efforts on increasing demand for low-carbon hydrogen, with the expectation that supply will follow. Many in the sector are waiting for supplies before investing in hydrogen technology. Thus, it is not so far that, it will be shown in the airport that big hydrogen tanks waiting to be refueling the airplane.

## Conclusion

A growing industry, air transportation has seen a sharp rise in both fuel demand and cargo loads. Climate change is being caused by aircraft emissions, which affect GHG emissions. Since it is acknowledged that reducing carbon emissions is crucial to lessen the aviation industry's negative effects on the environment, hydrogen has been touted as a clean and promising alternative to conventional jet fuel. However, the development of hydrogen-powered aircraft has been slowed down by the high cost of hydrogen production methods using renewable energy sources, a lack of infrastructure for hydrogen fuel, problems with hydrogen storage, and the requirement to change the design of the aircraft.

The more compatible engine structure, fuel efficiency, and eco-friendly by-product have fastened the path of hydrogen fuel to be commercialized worldwide in near future. Highly anticipated hydrogen fuel-based projects in the aviation industry have shown optimistic results that can be further enhanced and widely researched. Despite recent significant technological advancements, there are still several problems that must be resolved before fuel cell technology can be fully integrated into the aviation industry. The viability of fuel cell technology for aerospace applications has increased because of advancements in fuel cell design and hydrogen storage tanks. To create effective devices for aerospace applications, it is also crucial to comprehend fuel cell performance in severe circumstances like low pressure, low gravity, and low temperature. Advanced projects have already been extended to result in enhanced data. Scientists are exploiting the physiochemical characteristics of the element to bring out the best of it. Being abundant in nature and eco-friendly, aircraft can utilize hydrogen fuel without any harmful effects on the environment. To establish a new era in the aviation sector, hydrogen fuel can result in zero-carbon emissions and a green future in the blue sky.

## Declaration of competing interest

The authors declare that they have no known competing financial interests or personal relationships that could have appeared to influence the work reported in this paper.

## REFERENCES

- [1] Acosta B, Moretto P, Frischauf N, Harskamp F, Bonato C. GASTEF: the JRC-IE compressed hydrogen gas tanks testing facility. In: Paper presented at the Proceedings of the eighteenth world hydrogen energy conference; 2010.
- [2] Aeronautics AIAA, Astronautics. Standard: space systems—metallic pressure vessels, pressurized structures, and pressure components (ANSI/AIAA S-080A-2018). American Institute of Aeronautics and Astronautics, Inc; 2018.
- [3] Ahmed A, Al-Amin AQ, Ambrose AF, Saidur R. Hydrogen fuel and transport system: a sustainable and environmental future. *Int J Hydrogen Energy* 2016;41(3):1369–80.
- [4] Airbus P, Lines DA. Airbus A330. 2005.
- [5] Akhatar MN, Singh MK, Kumar S. Non-conventional energy resources and technology. *Int J Adv Res Technol* 2014;2(2):10–4.
- [6] Alazemi J, Andrews JJ. Automotive hydrogen fuelling stations: an international review. *Renew Sustain Energy Rev* 2015;48:483–99.
- [7] Atilhan S, Park S, El-Halwagi MM, et al. Green hydrogen as an alternative fuel for the shipping industry, vol. 31; 2021, 100668.
- [8] Badwal S, Giddey S, Kulkarni A, Goel J, Basu S. Direct ethanol fuel cells for transport and stationary applications—A comprehensive review. *Appl Energy* 2015;145:80–103.
- [9] Bakar R, Kadirgama K, Ramasamy D, et al. Experimental analysis on the performance, combustion/emission characteristics of a DI diesel engine using hydrogen in dual fuel mode. *Int J Hydrogen Energy* 2022. Press, Corrected Proof.
- [10] Barbir F, Veziroglu T. Clean energy research institute university of miami. Clean Utilization of Coal: Coal Structure and Reactivity, Cleaning and Environmental Aspects 2013;370:131.
- [11] Baroutaji A, Wilberforce T, Ramadan M, Olabi AG. Comprehensive investigation on hydrogen and fuel cell technology in the aviation and aerospace sectors. *Renew Sustain Energy Rev* 2019;106:31–40.
- [12] Bertuccioli L, Chan A, Hart D, et al. Study on development of water electrolysis in the EU. 2014. p. 1–160.
- [13] Biswas WK, Thompson BC, Islam MNJ. Environmental life cycle feasibility assessment of hydrogen as an automotive fuel in Western Australia. *Int J Hydrogen Energy* 2013;38(1):246–54.
- [14] Blakey S, Rye L, Wilson CW. Aviation gas turbine alternative fuels: a review. *Proc Combust Inst* 2011;33(2):2863–85.
- [15] Blanco H, Leaver J, Dodds PE, et al. A taxonomy of models for investigating hydrogen energy systems. *Renew Sustain Energy Rev* 2022;167:112698.
- [16] Boden T, Andres R, Marland G. Global, regional, and national fossil-fuel co2 emissions (1751-2014)(v. 2017). 2017 [Retrieved from].
- [17] Boretti A. Perspectives of hydrogen aviation. *Advances in aircraft and spacecraft science* 2021;8(3):199–211.
- [18] Brett D, Brandon N, Hawkes A, Staffell I. Fuel cell systems for small and micro combined heat and power (CHP) applications *Small and Micro Combined Heat and Power (CHP) Systems*. Elsevier; 2011. p. 233–61.
- [19] Brewer G. A plan for active development of LH2 for use in aircraft. *Int J Hydrogen Energy* 1979;4(3):169–77.
- [20] Brewer GD. Aviation usage of liquid hydrogen fuel—prospects and problems. *Int J Hydrogen Energy* 1976;1(1):65–88.
- [21] Brewer GD. Hydrogen aircraft technology. Routledge; 2017.
- [22] Cabrera E, de Sousa JMM. Use of sustainable fuels in aviation—a review. *Energies* 2022;15(7):2440.
- [23] Capurso T, Stefanizzi M, Torresi M, Camporeale S. Perspective of the role of hydrogen in the 21st century energy transition. *Energy Conversion and Management Science* 2022;251:114898.

[1] Acosta B, Moretto P, Frischauf N, Harskamp F, Bonato C. GASTEF: the JRC-IE compressed hydrogen gas tanks testing

- [24] Cazalot CP. Advancing technology for America's transportation future. National Petroleum Council; 2012.
- [25] Cecere D, Giacomazzi E, Ingenito A. A review on hydrogen industrial aerospace applications. *Int J Hydrogen Energy* 2014;39(20):10731–47.
- [26] Chludzinski P, Danzig I, Fickett A, Craft D. Regenerative fuel cell development for satellite secondary power. 1973 [Retrieved from].
- [27] Contreras A, Yigit S, Özay K, Veziroğlu T. Hydrogen as aviation fuel: a comparison with hydrocarbon fuels. *Int J Hydrogen Energy* 1997;22(10–11):1053–60.
- [28] Corbo P, Migliardini F, Veneri O. Dynamic behaviour of hydrogen fuel cells for automotive application. *Renew Energy* 2009;34(8):1955–61.
- [29] Cordesman AH, Dawson VP. Taming liquid hydrogen: the Centaur upper stage rocket, vol. 4230. National Aeronautics and Space Administration, Office of External Relations; 2004. p. 1958–2002.
- [30] Dahl G, Suttrop F. Engine control and low-NOx combustion for hydrogen fuelled aircraft gas turbines. *Int J Hydrogen Energy* 1998;23(8):695–704.
- [31] De Syon G. Zeppelin!: Germany and the airship, 1900–1939. JHU Press; 2002.
- [32] De Wagter C, Remes B, Smeur E, et al. The NederDrone: a hybrid lift, hybrid energy hydrogen UAV. *Int J Hydrogen Energy* 2021;46(29):16003–18.
- [33] Deepanraj B, Lawrence P, Kannan M, et al. Study on performance and emission characteristics of a compression ignition engine fueled with diesel-2 ethoxy ethyl acetate blends. *Engineering* 2011;3:1132–6.
- [34] Dincer I, Acar C. A review on potential use of hydrogen in aviation applications. *International Journal of Sustainable Aviation* 2016;2(1):74–100.
- [35] Dutczak J. Liquefied and chemical hydrogen storage in contemporary small drones' fuel cell propulsion systems. In: Paper presented at the IOP conference series: materials science and engineering; 2018.
- [36] Farhana K, Kadirgama K, Mahamude ASF, Mica MTJ. Energy consumption, environmental impact, and implementation of renewable energy resources in global textile industries: an overview towards circularity and sustainability. *Materials Circular Economy* 2022;4(1):1–16.
- [37] Farhana K, Kadirgama K, Rahman M, et al. Improvement in the performance of solar collectors with nanofluids—a state-of-the-art review. *Nano-Structures & Nano-Objects* 2019;18:100276.
- [38] Farhana K, Kadirgama K, Subramonian S, et al. Applications of graphene nanomaterials in energy storage—a state-of-art short review. *International Conference on Mechanical Engineering Research*; 2023. Paper presented at the.
- [39] Fry RS. A century of ramjet propulsion technology evolution. *J Propul Power* 2004;20(1):27–58.
- [40] Furrutter MK, Meyer J. Small fuel cell powering an unmanned aerial vehicle. 2009. Paper presented at the AFRICON 2009.
- [41] Gomez A, Smith H. Liquid hydrogen fuel tanks for commercial aviation: structural sizing and stress analysis. *Aero Sci Technol* 2019;95:105438.
- [42] Gutiérrez F, Méndez F. Entropy generation minimization for the thermal decomposition of methane gas in hydrogen using genetic algorithms. *Energy Convers Manag* 2012;55:1–13.
- [43] Haglind F, Singh R. Design of aero gas turbines using hydrogen. 2006.
- [44] Hairuddin AA, Wandel AP, Yusaf T. Hydrogen and natural gas comparison in diesel HCCI engines—a review. In: Paper presented at the proceedings of the 2010 southern region engineering conference (SREC 2010); 2010.
- [45] Hoelzen J, Silberhorn D, Zill T, Bensmann B, Hanke-Rauschenbach R. Hydrogen-powered aviation and its reliance on green hydrogen infrastructure—review and research gaps. *Int J Hydrogen Energy* 2021;47:3108–30.
- [46] Hosseini SE. The US hydrogen fuel industry today and future. *Future Energy* 2022;1(1).
- [47] Jenkinson L, Simpkin P, Rhodes D. Civil jet aircraft design. In: AIAA education series. Reston, VA, London: AIAA Arnold; 1999.
- [48] Kadyk T, Winnefeld C, Hanke-Rauschenbach R, Krewer U. Analysis and design of fuel cell systems for aviation. *Energies* 2018;11(2):375.
- [49] Kahraman E. Analysis of a hydrogen fueled internal combustion engine. Izmir Institute of Technology; 2005.
- [50] Kalair A, Abas N, Saleem MS, Kalair AR, Khan N. Role of energy storage systems in energy transition from fossil fuels to renewables. *Energy Storage* 2021;3(1):e135.
- [51] Kasim AA, Marek E. Performance and failure analysis of a retrofitted Cessna aircraft with a Fuel Cell Power System fuelled with liquid hydrogen. *J Power Sources* 2022;521:230987.
- [52] Khandelwal B, Karakurt A, Sekaran PR, Sethi V, Singh R. Hydrogen powered aircraft: the future of air transport. *Prog Aero Sci* 2013;60:45–59.
- [53] Kim T, Kwon S. Design and development of a fuel cell-powered small unmanned aircraft. *Int J Hydrogen Energy* 2012;37(1):615–22.
- [54] Klell M, Eichlseder H, Trattner A. Wasserstoff in der Fahrzeugtechnik: erzeugung, speicherung, anwendung. Springer-Verlag; 2018.
- [55] Kotcher J, Maibach E, Choi W-T. Fossil fuels are harming our brains: identifying key messages about the health effects of air pollution from fossil fuels. *BMC Publ Health* 2019;19(1):1–12.
- [56] Kulikovskiy A. A physically-based analytical polarization curve of a PEM fuel cell. *J Electrochem Soc* 2013;161(3):F263.
- [57] Lee DS, Pitari G, Grewe V, et al. Transport impacts on atmosphere and climate: aviation. *Atmos Environ* 2010;44(37):4678–734.
- [58] Mahamude ASF, Harun WSW, Kadirgama K, et al. Thermal performance of nanomaterial in solar collector: state-of-play for graphene. *J Energy Storage* 2021;42:103022.
- [59] Mahamude ASF, Kamarulzaman MK, Harun WSW, et al. A comprehensive review on efficiency enhancement of solar collectors using hybrid nanofluids. *Energies* 2022;15(4):1391.
- [60] Maniaci D. Relative performance of a liquid hydrogen-fueled commercial transport. In: Paper presented at the 46th AIAA Aerospace sciences meeting and exhibit; 2008.
- [61] Marek C, Smith T, Kundu K. Low emission hydrogen combustors for gas turbines using lean direct injection. 2005. Paper presented at the 41st AIAA/ASME/SAE/ASEE joint propulsion conference & exhibit.
- [62] McCullers LA. FLOPS: flight optimization system—user's guide. NASA Langley Research Center 2002;348:23681.
- [63] News HF. Green ammonia and hydrogen now cheaper than fossil fuels. 2022. <https://www.hydrogenfuelnews.com/green-ammonia-and-h2-now-cheaper/8552382>.
- [64] News HF. Researchers from Cornell and Stanford Universities believe it may be more harmful than coal and gas. <https://www.hydrogenfuelnews.com/blue-hydrogen-pollution/8552307>; 2022.
- [65] Nguyen TP, Le TH, Dinh XT, et al. Role of alternative energy sources in decarbonization: a mini review. *J. Mech. Eng. Res. Dev* 2021;44(8):8–18.
- [66] Nicolay S, Karpuk S, Liu Y, Elham A. Conceptual design and optimization of a general aviation aircraft with fuel cells and hydrogen. *Int J Hydrogen Energy* 2021;46(64):32676–94.

- [67] Nistor S, Dave S, Fan Z, Sooriyabandara M. Technical and economic analysis of hydrogen refuelling. *Appl Energy* 2016;167:211–20.
- [68] Okaya S. Regenerative Fuel Cell for high power space system applications. 2013. Paper presented at the 11th International Energy Conversion Engineering Conference.
- [69] Park SH, Lee CS. Applicability of dimethyl ether (DME) in a compression ignition engine as an alternative fuel. *Energy Convers Manag* 2014;86:848–63.
- [70] Pearson R, Turner J. Renewable fuels: an automotive perspective *Comprehensive renewable energy*. Elsevier Ltd; 2012. p. 305–42.
- [71] Plötz PJNE. Hydrogen technology is unlikely to play a major role in sustainable road transport 2022;5(1):8–10.
- [72] Power, Beyond HP. Airbus unveils plans for hydrogen powered airliner. 2022.
- [73] Prewitz M, Bardenhagen A, Beck R. Hydrogen as the fuel of the future in aircrafts—Challenges and opportunities. *Int J Hydrogen Energy* 2020;45(46):25378–85.
- [74] Pu Z, Zhang G, Hassanpour A, et al. Regenerative fuel cells: recent progress, challenges, perspectives and their applications for space energy system. *Appl Energy* 2021;283:116376.
- [75] Sadhasivam T, Dhanabalan K, Roh S-H, et al. A comprehensive review on unitized regenerative fuel cells: crucial challenges and developments. *Int J Hydrogen Energy* 2017;42(7):4415–33.
- [76] Samyalingam L, Aslfattahi N, Saidur R, et al. Thermal and energy performance improvement of hybrid PV/T system by using olein palm oil with MXene as a new class of heat transfer fluid. *Sol Energy Mater Sol Cell* 2020;218:110754.
- [77] Sato T, Taguchi H, Kobayashi H, et al. Development study of a precooled turbojet engine. *Acta Astronaut* 2010;66(7–8):1169–76.
- [78] Schnieder H, McKay D. Global energy resources and hydrogen supply costs. Task Final Report 2001;8:4.
- [79] Secretariat I. Electric, hybrid, and hydrogen aircraft-state of play. *Climate Change Mitigation: Technology and Operations* 2019:124–30.
- [80] Sefain MJ. Hydrogen aircraft concepts and ground support. 2005.
- [81] Sehra AK, Whitlow Jr W. Propulsion and power for 21st century aviation. *Prog Aero Sci* 2004;40(4–5):199–235.
- [82] Seyam S, Dincer I, Agelin-Chaab M. Novel hybrid aircraft propulsion systems using hydrogen, methane, methanol, ethanol and dimethyl ether as alternative fuels. *Energy Convers Manag* 2021;238:114172.
- [83] Shadidi B, Najafi G, Yusaf T. A review of hydrogen as a fuel in internal combustion engines. *Energies* 2021;14(19):6209.
- [84] Shafee S, Topal E. When will fossil fuel reserves be diminished? *Energy Pol* 2009;37(1):181–9.
- [85] Sharma S, Agarwal S, Jain A. Significance of hydrogen as economic and environmentally friendly fuel. *Energies* 2021;14(21):7389.
- [86] Sharpe JE, Bimbo N, Ting VP, et al. Modelling the potential of adsorbed hydrogen for use in aviation. *Microporous Mesoporous Mater* 2015;209:135–40.
- [87] Sigurvinsson J, Mansilla C, Arnason B, et al. Heat transfer problems for the production of hydrogen from geothermal energy. *Energy Convers Manag* 2006;47(20):3543–51.
- [88] Smykla I, Kopeć I, Wolski M. Analysis of the impact of trailing-edge wing flaps on the aerodynamic characteristics and performance of the Diamond DA-20 aircraft. *J Phys Conf* 2021;1736:012053.
- [89] Stančin H, Mikulčić H, Wang X, Duić N. A review on alternative fuels in future energy system. *Renew Sustain Energy Rev* 2020;128:109927.
- [90] Steelant J. LAPCAT: high-speed propulsion technology. *Advances on Propulsion Technology for High-Speed Aircraft* 2008;12(1):1–38.
- [91] Steenhof PA, McInnis BC. A comparison of alternative technologies to de-carbonize Canada's passenger transportation sector. *Technol Forecast Soc Change* 2008;75(8):1260–78.
- [92] Suppes G. Plug-in hybrid with fuel cell battery charger. *Int J Hydrogen Energy* 2005;30(2):113–21.
- [93] Svensson F. Potential of reducing the environmental impact of civil subsonic aviation by using liquid hydrogen. Cranfield University; 2005.
- [94] Swider-Lyons K, Schuette M, Stroman R, et al. Liquid hydrogen fuel system for small unmanned air vehicles. In: Paper presented at the 51st AIAA aerospace sciences meeting including the new horizons forum and aerospace exposition; 2013.
- [95] Taylor E, Rivera J. Hydrogen fuel cell-powered drone ambulance for the emergency medical services. *Future Energy* 2022;1(1).
- [96] Töpler, J., & Lehmann, J. Wasserstoff und Brennstoffzelle: technologien und Marktperspektiven.
- [97] Townend L. Domain of the scramjet. *J Propul Power* 2001;17(6):1205–13.
- [98] Vedantham A. Aviation and the global atmosphere: a special report of IPCC working groups I and III. 1999.
- [99] Verstraete D. The potential of liquid hydrogen for long range aircraft propulsion. 2009.
- [100] Verstraete D. Long range transport aircraft using hydrogen fuel. *Int J Hydrogen Energy* 2013;38(34):14824–31.
- [101] Verstraete D, Hendrick P, Pilidis P, Ramsden K. Hydrogen fuel tanks for subsonic transport aircraft. *Int J Hydrogen Energy* 2010;35(20):11085–98.
- [102] Wang Y, Leung DY, Xuan J, Wang H. A review on unitized regenerative fuel cell technologies, part B: unitized regenerative alkaline fuel cell, solid oxide fuel cell, and microfluidic fuel cell. *Renew Sustain Energy Rev* 2017;75:775–95.
- [103] Watson EC. The first hydrogen balloon. *Eng Sci* 1946;9(11):12–6.
- [104] Westenberger A. Liquid hydrogen fuelled aircraft-system analysis. Brussels, Belgium: CRYOPLANE, The European Commission; 2003. Report No. GRD1-1999-10014.
- [105] Winnefeld C, Kadyk T, Bensmann B, Krewer U, Hanke-Rauschenbach R. Modelling and designing cryogenic hydrogen tanks for future aircraft applications. *Energies* 2018;11(1):105.
- [106] Yildiz M. Initial airworthiness requirements for aircraft electric propulsion. In: *Aircraft engineering and aerospace technology*; 2022.
- [107] Yılmaz İ, İlbaş M, Taştan M, Tarhan C. Investigation of hydrogen usage in aviation industry. *Energy Convers Manag* 2012;63:63–9.
- [108] Yuan W, Frey HC, Wei T, et al. Comparison of real-world vehicle fuel use and tailpipe emissions for gasoline-ethanol fuel blends. *Fuel* 2019;249:352–64.
- [109] Yue M, Lambert H, Pahon E, et al. Hydrogen energy systems: a critical review of technologies, applications. trends and challenges 2021;146:111180.
- [110] Yusaf T, Fernandes L, Abu Talib AR, et al. Sustainable aviation—hydrogen is the future. *Sustainability* 2022;14(1):548.

- 
- [111] Yusaf T, Fernandes L, Abu Talib AR, et al. Sustainable Aviation—Hydrogen Is the Future 2022;14(1):548.
- [112] Yusaf T, Goh S, Borserio J. Potential of renewable energy alternatives in Australia. *Renew Sustain Energy Rev* 2011;15(5):2214–21.
- [113] Yusaf T, Laimon M, Alrefae W, et al. Hydrogen energy demand growth prediction and assessment (2021–2050) using a system thinking and system dynamics approach. *Appl Sci* 2022;12(2):781.
- [114] Yusupovich ML. Perspectives of hydrogen fuel cells in aviation. *Texas Journal of Multidisciplinary Studies* 2022;6:140–4.
- [115] Zeitlin J. Flexibility and mass production at war: aircraft manufacture in Britain, the United States, and Germany, 1939-1945. *Technol Cult* 1995;36(1):46–79.
- [116] Ziemann J, Shum F, Moore M, et al. Low-NOx combustors for hydrogen fueled aero engine. *Int J Hydrogen Energy* 1998;23(4):281–8.